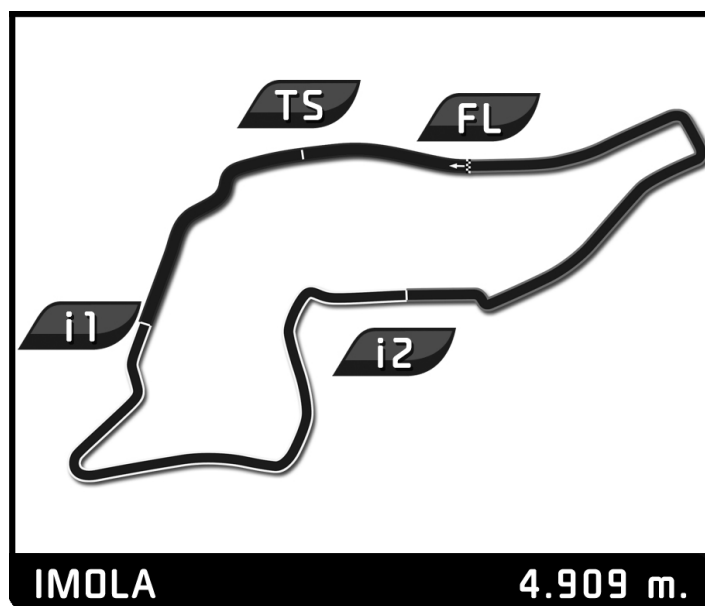


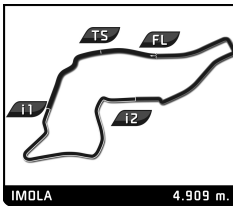
Gruppo Peroni Race

07-08-09.05.2021

Master Tricolore Prototipi

Results Booklet





Master Tricolore Prototipi

Gruppo Peroni Race 07-08-09.05.2021

Free Practice 1

Classification

No Drivers	Team	Car	Cl.	Time	Lap Total	Gap	Kph
1 36 C. FRANCISCI		Lucchini BMW	E2SC 3000	1:46.218	8 9	- -	166.4
2 12 M. WANCOLLE	Progetto Corsa	Osella PA21S	CN2	1:46.978	13 13	+0.760 +0.760	165.2
3 31 F. VALLE / A. VALLE	Team Form-Agostini	A.R. Tampolli	SR2	1:47.125	11 11	+0.907 +0.147	165.0
4 7 F. MALAVASI	Only One Motorsport	Ligier P3	P3	1:47.132	7 12	+0.914 +0.007	165.0
5 35 R. RANDACCIO	SCI	Norma M20 FC	CN2	1:47.395	8 11	+1.177 +0.263	164.6
6 10 A. BELTRATTI	Progetto Corsa	Osella PA21S	E2SC 2000	1:47.886	10 10	+1.668 +0.491	163.8
7 44 D. PEDETTI	MC World	Norma M20 FC	CN2	1:48.654	11 11	+2.436 +0.768	162.6
8 67 M. LIGUORI	Scuderia Vesuvio	Norma M20 FC	CN2	1:51.469	5 6	+5.251 +2.815	158.5
9 59 C. GULLO	Team Caffo 1915	Osella PA21S	CN2	1:54.062	9 11	+7.844 +2.593	154.9
10 11 G. CECCHINI	CmS Racing Cars	Ligier JS 53 Evo 2	CN2	1:56.903	7 10	+10.685 +2.841	151.2
11 5 P. RIZZI		Osella PA9	JR - BC 25				
12 33 A. ROSI	CMS Racing Cars	Norma M20 FC	CN2				
13 43 G. PEDETTI	MC World	Norma M20 FC	CN2				

Fastest Lap: Lap 8 Claudio FRANCISCI 1:46.218 166.4 Kph

CAR #31 DELETED LAPTIME 1.46.064 DUE TO TRACK LIMITS
CAR #7 DELETED LAPTIME 1.46.888 DUE TO TRACK LIMITS

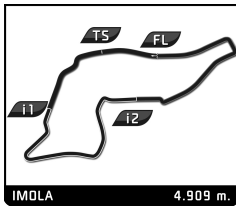
Published at:

Track Status: **DRY**

Race Director:

Timekeeper:

Rapi Andrea



Master Tricolore Prototipi

Gruppo Peroni Race 07-08-09.05.2021

Free Practice 1

Classification by Class

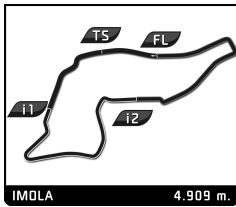
No Drivers	Team	Car	Time	Lap Total	Gap	Kph
CN2						
1 12 M. WANCOLLE	Progetto Corsa	Osella PA21S	1:46.978	13 13		165.2
2 35 R. RANDACCIO	SCI	Norma M20 FC	1:47.395	8 11	+0.417 +0.417	164.6
3 44 D. PEDETTI	MC World	Norma M20 FC	1:48.654	11 11	+1.676 +1.259	162.6
4 67 M. LIGUORI	Scuderia Vesuvio	Norma M20 FC	1:51.469	5 6	+4.491 +2.815	158.5
5 59 C. GULLO	Team Caffo 1915	Osella PA21S	1:54.062	9 11	+7.084 +2.593	154.9
6 11 G. CECCHINI	CmS Racing Cars	Ligier JS 53 Evo 2	1:56.903	7 10	+9.925 +2.841	151.2
7 33 A. ROSI	CMS Racing Cars	Norma M20 FC				
8 43 G. PEDETTI	MC World	Norma M20 FC				
E2SC 2000						
1 10 A. BELTRATTI	Progetto Corsa	Osella PA21S	1:47.886	10 10		163.8
E2SC 3000						
1 36 C. FRANCISCI		Lucchini BMW	1:46.218	8 9		166.4
JR - BC 2500						
1 5 P. RIZZI		Osella PA9				
P3						
1 7 F. MALAVASI	Only One Motorsport	Ligier P3	1:47.132	7 12		165.0
SR2						
1 31 F. VALLE / A. VALLE	Team Form-Agores	A.R. Tampolli	1:47.125	11 11		165.0

CAR #31 DELETED LAPTIME 1.46.064 DUE TO TRACK LIMITS
 CAR #7 DELETED LAPTIME 1.46.888 DUE TO TRACK LIMITS

Published at:

Track Status: **DRY**

Race Director:	Timekeeper: Rapi Andrea
-----------------------	-----------------------------------



Master Tricolore Prototipi

Gruppo Peroni Race 07-08-09.05.2021

Free Practice 1

Classification by Group

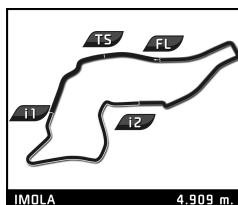
No Drivers	Team	Car	Time	Lap Total	Gap	Kph
HISTORIC						
1 5 P. RIZZI		Osella PA9				
SPORT						
1 36 C. FRANCIOSI		Lucchini BMW	1:46.218	8 9		166.4
2 12 M. WANCOLLE	Progetto Corsa	Osella PA21S	1:46.978	13 13	+0.760 +0.760	165.2
3 7 F. MALAVASI	Only One Motorsport	Ligier P3	1:47.132	7 12	+0.914 +0.154	165.0
4 35 R. RANDACCIO	SCI	Norma M20 FC	1:47.395	8 11	+1.177 +0.263	164.6
5 10 A. BELTRATTI	Progetto Corsa	Osella PA21S	1:47.886	10 10	+1.668 +0.491	163.8
6 44 D. PEDETTI	MC World	Norma M20 FC	1:48.654	11 11	+2.436 +0.768	162.6
7 67 M. LIGUORI	Scuderia Vesuvio	Norma M20 FC	1:51.469	5 6	+5.251 +2.815	158.5
8 59 C. GULLO	Team Caffo 1915	Osella PA21S	1:54.062	9 11	+7.844 +2.593	154.9
9 11 G. CECCHINI	CmS Racing Cars	Ligier JS 53 Evo 2	1:56.903	7 10	+10.685 +2.841	151.2
10 33 A. ROSI	CMS Racing Cars	Norma M20 FC				
11 43 G. PEDETTI	MC World	Norma M20 FC				
YOUTIMER						
1 31 F. VALLE / A. VALLE	Team Form-Agorest	A.R. Tampolli	1:47.125	11 11		165.0

CAR #31 DELETED LAPTIME 1.46.064 DUE TO TRACK LIMITS
 CAR #7 DELETED LAPTIME 1.46.888 DUE TO TRACK LIMITS

Published at:

Track Status: **DRY**

Race Director:	Timekeeper: Rapi Andrea
-----------------------	-----------------------------------

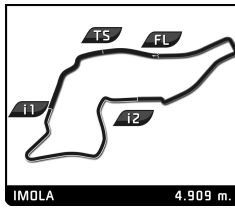


Master Tricolore Prototipi

Gruppo Peroni Race 07-08-09.05.2021
Free Practice 1

Best Sector Times

Sector 1		Sector 2		Sector 3		No Team	Class	Ideal Lap	Best Lap		
No Driver	Time	No Driver	Time	No Driver	Time						
1	31 F.VALLE	22.652	36 C.FRANCISCI	34.072	31 F.VALLE	48.790	1	36	E2SC 3000	1:45.904	1:46.218 (1)
2	7 F.MALAVASI	22.860	12 M.WANCOLLE	34.219	36 C.FRANCISCI	48.912	2	31 Team Form-Agorest	SR2	1:46.052	1:47.125 (3)
3	36 C.FRANCISCI	22.920	31 F.VALLE	34.610	7 F.MALAVASI	49.056	3	7 Only One Motorsport	P3	1:46.530	1:47.132 (4)
4	35 R.RANDACCIO	23.393	7 F.MALAVASI	34.614	12 M.WANCOLLE	49.081	4	12 Progetto Corsa	CN2	1:46.771	1:46.978 (2)
5	12 M.WANCOLLE	23.471	10 A.BELTRATTI	34.728	10 A.BELTRATTI	49.108	5	35 SCI	CN2	1:47.359	1:47.395 (5)
6	44 D.PEDETTI	23.644	35 R.RANDACCIO	34.769	35 R.RANDACCIO	49.197	6	10 Progetto Corsa	E2SC 2000	1:47.886	1:47.886 (6)
7	10 A.BELTRATTI	24.050	44 D.PEDETTI	35.005	44 D.PEDETTI	49.823	7	44 MC World	CN2	1:48.472	1:48.654 (7)
8	67 M.LIGUORI	24.184	67 M.LIGUORI	35.982	67 M.LIGUORI	51.303	8	67 Scuderia Vesuvio	CN2	1:51.469	1:51.469 (8)
9	59 C.GULLO	24.905	11 G.CECCHINI	37.255	59 C.GULLO	51.508	9	59 Team Caffo 1915	CN2	1:53.904	1:54.062 (9)
10	11 G.CECCHINI	25.744	59 C.GULLO	37.491	11 G.CECCHINI	52.563	10	11 CmS Racing Cars	CN2	1:55.562	1:56.903 (10)

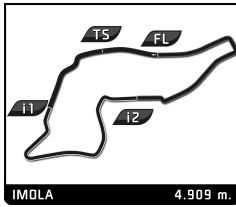


Master Tricolore Prototipi

Gruppo Peroni Race 07-08-09.05.2021
Free Practice 1

Best Top Speed

Team	Car	Class	Top Speed	Top 1 Kph Lap	Top 2 Kph Lap	Top 3 Kph Lap	Top 4 Kph Lap	Top 5 Kph Lap	Avg
31 Team Form-Agores	A.R. Tampolli	SR2	F. VALLE	256.3 10	255.7 7	255.0 9	254.4 8	253.8 11	255,0
7 Only One Motorsport	Ligier P3	P3	F. MALAVASI	247.9 12	247.3 7	246.7 4	246.1 11	246.1 5	246,8
36	Lucchini BMW	E2SC 3000	C. FRANCISCI	243.3 9	242.2 8	241.6 7	241.1 6	230.1 4	239,7
35 SCI	Norma M20 FC	CN2	R. RANDACCIO	241.6 9	240.5 6	240.0 4	240.0 7	239.5 10	240,3
44 MC World	Norma M20 FC	CN2	D. PEDETTI	235.2 6	234.2 8	234.2 7	233.6 11	233.6 4	234,2
12 Progetto Corsa	Osella PA21S	CN2	M. WANCOLLE	233.6 13	233.1 11	232.6 10	232.6 9	232.6 7	232,9
67 Scuderia Vesuvio	Norma M20 FC	CN2	M. LIGUORI	232.6 5	205.1 2	197.5 3	164.9 6	147.0 4	189,4
11 CmS Racing Cars	Ligier JS 53 Evo 2	CN2	G. CECCHINI	231.6 10	224.2 9	222.4 8	220.5 7	220.0 3	223,7
10 Progetto Corsa	Osella PA21S	E2SC 2000	A. BELTRATTI	224.2 9	224.2 7	224.2 3	223.8 8	223.3 6	223,9
59 Team Caffo 1915	Osella PA21S	CN2	C. GULLO	223.8 6	223.3 9	222.8 8	222.8 10	222.4 7	223,0
5	Osella PA9	JR - BC 2500							
33 CMS Racing Cars	Norma M20 FC	CN2							
43 MC World	Norma M20 FC	CN2							

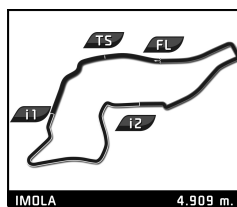


Master Tricolore Prototipi

Gruppo Peroni Race 07-08-09.05.2021
Free Practice 1

Fastest Lap Sequence

Elapsed	No Team	Car	Class	Driver	Time	Kph	Lap
5:50.777	7 Only One Motorsport	Ligier P3	P3	Francesco MALAVASI	1:56.915	151.2	2
6:02.230	10 Progetto Corsa	Osella PA21S	E2SC 2000	Antonio BELTRATTI	1:56.213	152.1	2
7:41.535	7 Only One Motorsport	Ligier P3	P3	Francesco MALAVASI	1:50.758	159.6	3
9:30.642	7 Only One Motorsport	Ligier P3	P3	Francesco MALAVASI	1:49.107	162.0	4
11:18.824	7 Only One Motorsport	Ligier P3	P3	Francesco MALAVASI	1:48.182	163.4	5
13:06.360	7 Only One Motorsport	Ligier P3	P3	Francesco MALAVASI	1:47.536	164.3	6
13:18.718	36	Lucchini BMW	E2SC 3000	Claudio FRANCISCI	1:47.147	164.9	6
14:53.492	7 Only One Motorsport	Ligier P3	P3	Francesco MALAVASI	1:47.132	165.0	7
15:05.774	36	Lucchini BMW	E2SC 3000	Claudio FRANCISCI	1:47.056	165.1	7
16:51.992	36	Lucchini BMW	E2SC 3000	Claudio FRANCISCI	1:46.218	166.4	8



Master Tricolore Prototipi

Gruppo Peroni Race 07-08-09.05.2021

Free Practice 1

Sector Analysis

— Invalidated Lap ■ Personal Best ■ Session Best B Crossing the pit lane

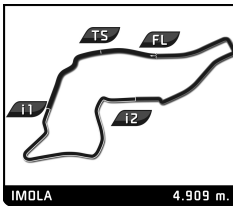
Lap	D	Time	Sector 1	Sector 2	Sector 3	T.Spd	Elapsed	Lap	D	Time	Sector 1	Sector 2	Sector 3	T.Spd	Elapsed
7	1	1:48.971	23.811	35.143	50.017	234.2	15:14.106								
8	1	2:15.412 B	23.644	35.138	1:16.630	234.2	17:29.518								
9	1	5:04.721	3:36.107	37.664	50.950	158.2	22:34.239								
10	1	1:51.978	24.127	36.116	51.735	231.1	24:26.217								
11	1	1:48.654	23.826	35.005	49.823	233.6	26:14.871								

59	Team Caffo 1915		Osella PA21S	
	1.Claudio GULLO		CN2	

1	1	3:54.894	1:55.597	50.060	1:09.237	77.7	3:54.894
2	1	2:19.922	35.523	46.199	58.200	149.3	6:14.816
3	1	2:05.738	27.694	42.428	55.616	196.4	8:20.554
4	1	2:08.886 B	25.953	40.002	1:02.931	219.1	10:29.440
5	1	2:59.487	1:22.469	41.810	55.208	163.6	13:28.927
6	1	1:57.812	25.542	38.650	53.620	223.8	15:26.739
7	1	1:58.659	25.453	39.754	53.452	222.4	17:25.398
8	1	1:56.209	25.262	38.502	52.445	222.8	19:21.607
9	1	1:54.062	24.951	37.603	51.508	223.3	21:15.669
10	1	1:54.213	24.959	37.491	51.763	222.8	23:09.882
11	1	1:54.249	24.905	37.826	51.518	221.0	25:04.131

67	Scuderia Vesuvio		Norma M20 FC	
	1.Michele LIGUORI		CN2	

1	1	7:34.532	5:45.507	47.687	1:01.338	114.3	7:34.532
2	1	2:06.579	28.975	41.929	55.675	205.1	9:41.111
3	1	2:07.477 B	27.804	38.385	1:01.288	197.5	11:48.588
4	1	8:37.223	7:04.961	39.100	53.162	147.0	20:25.811
5	1	1:51.469	24.184	35.982	51.303	232.6	22:17.280
6	1	2:28.789 B	31.370	44.999	1:12.420	164.9	24:46.069



Master Tricolore Prototipi

Gruppo Peroni Race 07-08-09.05.2021

Free Practice 2

Classification

No Drivers	Team	Car	Cl.	Time	Lap Total	Gap	Kph
1 36 C. FRANCISCI		Lucchini BMW	E2SC 300C	1:43.291	5 11	-	171.1
2 33 A. ROSI	CMS Racing Cars	Norma M20 FC	CN2	1:45.715	12 12	+2.424	167.2
3 31 F. VALLE / A. VALLE	Team Form-Agorest	A.R. Tampolli	SR2	1:45.919	8 11	+2.628	166.8
4 10 A. BELTRATTI	Progetto Corsa	Osella PA21S	E2SC 200C	1:47.013	7 11	+3.722	165.1
5 12 M. WANCOLLE	Progetto Corsa	Osella PA21S	CN2	1:47.587	5 7	+4.296	164.3
6 35 R. RANDACCIO	SCI	Norma M20 FC	CN2	1:47.758	9 12	+4.467	164.0
7 67 M. LIGUORI	Scuderia Vesuvio	Norma M20 FC	CN2	1:47.840	6 7	+4.549	163.9
8 44 D. PEDETTI	MC World	Norma M20 FC	CN2	1:47.950	11 14	+4.659	163.7
9 43 G. PEDETTI	MC World	Norma M20 FC	CN2	1:49.960	12 12	+6.669	160.7
10 59 C. GULLO	Team Caffo 1915	Osella PA21S	CN2	1:50.280	12 13	+6.989	160.3
11 11 G. CECCHINI	CmS Racing Cars	Ligier JS 53 Evo 2	CN2	1:51.163	11 12	+7.872	159.0
12 5 P. RIZZI		Osella PA9	JR - BC 25				
13 7 F. MALAVASI	Only One Motorsport	Ligier P3	P3				

Fastest Lap: Lap 5 Claudio FRANCISCI 1:43.291 171.1 Kph

CAR #44 DELETED LAPTIME 1.50.164 DUE TO TRACK LIMITS
CAR #35 DELETED LAPTIME 1.47.997 DUE TO TRACK LIMITS

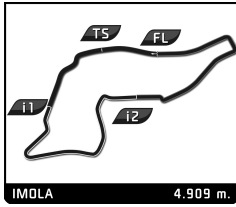
Published at:

Track Status: **DRY**

Race Director:

Timekeeper:

Rapi Andrea



Master Tricolore Prototipi

Gruppo Peroni Race 07-08-09.05.2021

Free Practice 2

Classification by Class

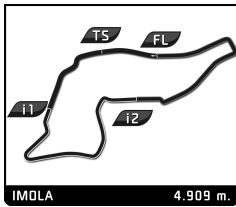
No Drivers	Team	Car	Time	Lap Total	Gap	Kph
CN2						
1 33 A. ROSI	CMS Racing Cars	Norma M20 FC	1:45.715	12 12		167.2
2 12 M. WANCOLLE	Progetto Corsa	Osella PA21S	1:47.587	5 7	+1.872 +1.872	164.3
3 35 R. RANDACCIO	SCI	Norma M20 FC	1:47.758	9 12	+2.043 +0.171	164.0
4 67 M. LIGUORI	Scuderia Vesuvio	Norma M20 FC	1:47.840	6 7	+2.125 +0.082	163.9
5 44 D. PEDETTI	MC World	Norma M20 FC	1:47.950	11 14	+2.235 +0.110	163.7
6 43 G. PEDETTI	MC World	Norma M20 FC	1:49.960	12 12	+4.245 +2.010	160.7
7 59 C. GULLO	Team Caffo 1915	Osella PA21S	1:50.280	12 13	+4.565 +0.320	160.3
8 11 G. CECCHINI	CmS Racing Cars	Ligier JS 53 Evo 2	1:51.163	11 12	+5.448 +0.883	159.0
E2SC 2000						
1 10 A. BELTRATTI	Progetto Corsa	Osella PA21S	1:47.013	7 11		165.1
E2SC 3000						
1 36 C. FRANCISCI		Lucchini BMW	1:43.291	5 11		171.1
JR - BC 2500						
1 5 P. RIZZI		Osella PA9				
P3						
1 7 F. MALAVASI	Only One Motorsport	Ligier P3				
SR2						
1 31 F. VALLE / A. VALLE	Team Form-Agoest	A.R. Tampolli	1:45.919	8 11		166.8

CAR #44 DELETED LAPTIME 1.50.164 DUE TO TRACK LIMITS
 CAR #35 DELETED LAPTIME 1.47.997 DUE TO TRACK LIMITS

Published at:

Track Status: **DRY**

Race Director:	Timekeeper: Rapi Andrea
-----------------------	-----------------------------------



Master Tricolore Prototipi

Gruppo Peroni Race 07-08-09.05.2021

Free Practice 2

Classification by Group

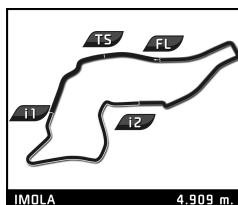
No Drivers	Team	Car	Time	Lap Total	Gap	Kph
HISTORIC						
1	5 P. RIZZI	Osella PA9				
SPORT						
1	36 C. FRANCISCI	Lucchini BMW	1:43.291	5 11		171.1
2	33 A. ROSI	CMS Racing Cars	1:45.715	12 12	+2.424	+2.424 167.2
3	10 A. BELTRATTI	Progetto Corsa	1:47.013	7 11	+3.722	+1.298 165.1
4	12 M. WANCOLLE	Progetto Corsa	1:47.587	5 7	+4.296	+0.574 164.3
5	35 R. RANDACCIO	SCI	1:47.758	9 12	+4.467	+0.171 164.0
6	67 M. LIGUORI	Scuderia Vesuvio	1:47.840	6 7	+4.549	+0.082 163.9
7	44 D. PEDETTI	MC World	1:47.950	11 14	+4.659	+0.110 163.7
8	43 G. PEDETTI	MC World	1:49.960	12 12	+6.669	+2.010 160.7
9	59 C. GULLO	Team Caffo 1915	1:50.280	12 13	+6.989	+0.320 160.3
10	11 G. CECCHINI	CmS Racing Cars	1:51.163	11 12	+7.872	+0.883 159.0
11	7 F. MALAVASI	Only One Motorsport				
YOUTIMER						
1	31 F. VALLE / A. VALLE	Team Form-Agorest	1:45.919	8 11		166.8

CAR #44 DELETED LAPTIME 1.50.164 DUE TO TRACK LIMITS
 CAR #35 DELETED LAPTIME 1.47.997 DUE TO TRACK LIMITS

Published at:

Track Status: **DRY**

Race Director:	Timekeeper: Rapi Andrea
-----------------------	-----------------------------------



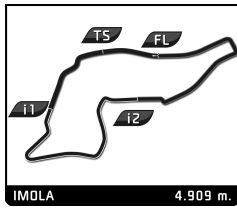
Master Tricolore Prototipi

Gruppo Peroni Race 07-08-09.05.2021

Free Practice 2

Best Sector Times

Sector 1		Sector 2		Sector 3		No Team	Class	Ideal Lap	Best Lap		
No Driver	Time	No Driver	Time	No Driver	Time						
1	36 C.FRANCISCI	22.113	36 C.FRANCISCI	33.577	36 C.FRANCISCI	47.425	1	36	E2SC 300i	1:43.115	1:43.291 (1)
2	31 F.VALLE	22.460	33 A.ROSI	34.132	33 A.ROSI	48.528	2	31 Team Form-Agores	SR2	1:45.644	1:45.919 (3)
3	35 R.RANDACCIO	23.022	10 A.BELTRATTI	34.216	31 F.VALLE	48.604	3	33 CMS Racing Cars	CN2	1:45.715	1:45.715 (2)
4	33 A.ROSI	23.055	31 F.VALLE	34.580	10 A.BELTRATTI	49.066	4	10 Progetto Corsa	E2SC 200i	1:46.856	1:47.013 (4)
5	44 D.PEDETTI	23.208	44 D.PEDETTI	34.592	12 M.WANCOLLE	49.202	5	35 SCI	CN2	1:47.303	1:47.758 (6)
6	67 M.LIGUORI	23.240	35 R.RANDACCIO	34.726	35 R.RANDACCIO	49.555	6	44 MC World	CN2	1:47.362	1:47.950 (8)
7	12 M.WANCOLLE	23.535	12 M.WANCOLLE	34.850	44 D.PEDETTI	49.562	7	12 Progetto Corsa	CN2	1:47.587	1:47.587 (5)
8	10 A.BELTRATTI	23.574	67 M.LIGUORI	34.872	67 M.LIGUORI	49.728	8	67 Scuderia Vesuvio	CN2	1:47.840	1:47.840 (7)
9	43 G.PEDETTI	23.700	43 G.PEDETTI	35.385	43 G.PEDETTI	50.289	9	43 MC World	CN2	1:49.374	1:49.960 (9)
10	59 C.GULLO	23.776	59 C.GULLO	35.837	59 C.GULLO	50.356	10	59 Team Caffo 1915	CN2	1:49.969	1:50.280 (10)
11	11 G.CECCHINI	24.127	11 G.CECCHINI	36.410	11 G.CECCHINI	50.626	11	11 CmS Racing Cars	CN2	1:51.163	1:51.163 (11)

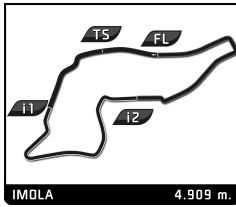


Master Tricolore Prototipi

Gruppo Peroni Race 07-08-09.05.2021
Free Practice 2

Best Top Speed

Team	Car	Class	Top Speed	Top 1	Top 2	Top 3	Top 4	Top 5	Avg
				Kph Lap	Kph Lap	Kph Lap	Kph Lap	Kph Lap	
31 Team Form-Agores	A.R. Tampolli	SR2	F. VALLE	257.5 6	256.9 8	256.9 7	256.3 3	255.7 11	256,7
36	Lucchini BMW	E2SC 3000	C. FRANCISCI	251.4 5	247.9 6	246.7 3	246.1 9	246.1 4	247,6
67 Scuderia Vesuvio	Norma M20 FC	CN2	M. LIGUORI	243.3 7	242.8 6	241.1 5	240.0 3	233.6 2	240,2
35 SCI	Norma M20 FC	CN2	R. RANDACCIO	240.5 10	240.5 8	240.5 5	239.5 11	238.9 7	240,0
11 CmS Racing Cars	Ligier JS 53 Evo 2	CN2	G. CECCHINI	240.0 9	239.5 11	239.5 8	238.9 7	238.9 6	239,4
12 Progetto Corsa	Osella PA21S	CN2	M. WANCOLLE	236.2 7	234.7 6	233.1 4	232.6 5	229.6 3	233,2
44 MC World	Norma M20 FC	CN2	D. PEDETTI	236.2 11	235.7 9	235.2 12	235.2 10	235.2 6	235,5
43 MC World	Norma M20 FC	CN2	G. PEDETTI	235.7 9	234.7 12	234.7 6	234.2 8	234.2 7	234,7
33 CMS Racing Cars	Norma M20 FC	CN2	A. ROSI	233.6 7	233.1 5	232.6 11	232.6 10	232.6 9	232,9
10 Progetto Corsa	Osella PA21S	E2SC 2000	A. BELTRATTI	230.6 9	229.6 7	228.6 4	228.6 6	228.6 8	229,2
59 Team Caffo 1915	Osella PA21S	CN2	C. GULLO	228.6 12	228.6 6	227.6 4	227.1 11	227.1 10	227,8
5	Osella PA9	JR - BC 2500							
7 Only One Motorsport	Ligier P3	P3							



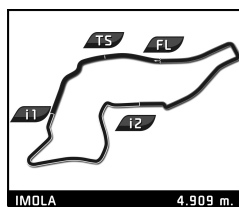
Master Tricolore Prototipi

Gruppo Peroni Race 07-08-09.05.2021
Free Practice 2

Fastest Lap Sequence

Elapsed	No Team	Car	Class	Driver	Time	Kph	Lap
4:07.400	36	Lucchini BMW	E2SC 3000	Claudio FRANCISCI	1:47.613	164.2	2
7:40.370	36	Lucchini BMW	E2SC 3000	Claudio FRANCISCI	1:44.868	168.5	4
9:23.661	36	Lucchini BMW	E2SC 3000	Claudio FRANCISCI	1:43.291	171.1	5





Master Tricolore Prototipi

Gruppo Peroni Race 07-08-09.05.2021

Free Practice 2

Sector Analysis

— Invalidated Lap ■ Personal Best ■ Session Best B Crossing the pit lane

Lap	D	Time	Sector 1	Sector 2	Sector 3	T.Sp	Elapsed	Lap	D	Time	Sector 1	Sector 2	Sector 3	T.Sp	Elapsed
7	1	1:51.130	24.008	36.357	50.765	234.2	13:50.388								
8	1	1:50.484	24.019	36.176	50.289	234.2	15:40.872								
9	1	2:02.893	B 25.337	37.032	1:00.524	235.7	17:43.765								
10	1	4:36.879	3:06.022	37.711	53.146	152.5	22:20.644								
11	1	1:51.088	24.114	35.762	51.212	230.6	24:11.732								
12	1	1:49.960	23.786	35.385	50.789	234.7	26:01.692								

44	MC World	Norma M20 FC
	1.Daive PEDETTI	CN2

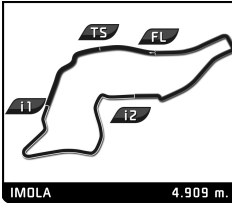
1	1	3:04.412	1:29.907	40.677	53.828	95.2	3:04.412
2	1	1:52.448	24.570	36.492	51.386	230.1	4:56.860
3	1	<u>1:50.164</u>	23.775	35.770	50.619	231.6	6:47.024
4	1	1:51.745	23.539	36.549	51.657	234.7	8:38.769
5	1	1:49.337	23.407	35.665	50.265	234.2	10:28.106
6	1	1:49.197	23.534	35.292	50.371	235.2	12:17.303
7	1	1:48.501	23.365	35.100	50.036	234.7	14:05.804
8	1	1:48.511	23.565	34.774	50.172	234.2	15:54.315
9	1	1:48.329	23.208	34.677	50.444	235.7	17:42.644
10	1	1:48.032	23.386	35.084	49.562	235.2	19:30.676
11	1	1:47.950	23.219	34.592	50.139	236.2	21:18.626
12	1	1:47.967	23.423	34.796	49.748	235.2	23:06.593
13	1	1:48.654	23.400	35.114	50.140	234.2	24:55.247
14	1	1:48.462	23.440	35.066	49.956	234.2	26:43.709

59	Team Caffo 1915	Osella PA21S
	1.Claudio GULLO	CN2

1	1	2:43.585	1:01.721	44.580	57.284	105.6	2:43.585
2	1	2:00.266	25.573	40.146	54.547	225.7	4:43.851
3	1	1:57.687	25.253	38.529	53.905	223.3	6:41.538
4	1	1:57.009	26.687	37.599	52.723	227.6	8:38.547
5	1	1:54.775	25.261	37.554	51.960	205.5	10:33.322
6	1	1:52.939	24.463	37.105	51.371	228.6	12:26.261
7	1	1:51.832	24.360	36.533	50.939	227.1	14:18.093
8	1	1:51.491	24.434	36.501	50.556	225.2	16:09.584
9	1	1:51.130	24.429	35.863	50.838	223.8	18:00.714
10	1	1:51.757	24.007	36.324	51.426	227.1	19:52.471
11	1	1:50.886	24.220	36.066	50.600	227.1	21:43.357
12	1	1:50.280	23.776	36.031	50.473	228.6	23:33.637
13	1	1:50.385	24.192	35.837	50.356	226.6	25:24.022

67	Scuderia Vesuvio	Norma M20 FC
	1.Michele LIGUORI	CN2

1	1	3:32.662	1:55.290	41.494	55.878	124.5	3:32.662
2	1	1:52.869	25.839	36.623	50.407	233.6	5:25.531
3	1	2:00.032	B 23.663	35.293	1:01.076	240.0	7:25.563
4	1	5:27.197	3:58.308	37.226	51.663	153.6	12:52.760
5	1	1:48.404	23.376	35.127	49.901	241.1	14:41.164
6	1	1:47.840	23.240	34.872	49.728	242.8	16:29.004
7	1	2:27.707	B 25.695	43.725	1:18.287	243.3	18:56.711



Master Tricolore Prototipi

Gruppo Peroni Race 07-08-09.05.2021
Free Practice 3

Classification

No Drivers	Team	Car	Cl.	Time	Lap Total	Gap	Kph
1 33 A. ROSI	CMS Racing Cars	Norma M20 FC	CN2	1:44.859	12 13	- -	168.5
2 7 F. MALAVASI	Only One Motorsport	Ligier P3	P3	1:45.357	13 13	+0.498 +0.498	167.7
3 10 A. BELTRATTI	Progetto Corsa	Osella PA21S	E2SC 2000	1:45.627	12 13	+0.768 +0.270	167.3
4 44 D. PEDETTI	MC World	Norma M20 FC	CN2	1:46.362	12 13	+1.503 +0.735	166.2
5 12 M. WANCOLLE	Progetto Corsa	Osella PA21S	CN2	1:46.841	11 13	+1.982 +0.479	165.4
6 35 R. RANDACCIO	SCI	Norma M20 FC	CN2	1:46.885	5 7	+2.026 +0.044	165.3
7 31 F. VALLE / A. VALLE	Team Form-Agorest	A.R. Tampolli	SR2	1:47.800	5 7	+2.941 +0.915	163.9
8 67 M. LIGUORI	Scuderia Vesuvio	Norma M20 FC	CN2	1:48.241	4 8	+3.382 +0.441	163.3
9 43 G. PEDETTI	MC World	Norma M20 FC	CN2	1:48.684	9 13	+3.825 +0.443	162.6
10 59 C. GULLO	Team Caffo 1915	Osella PA21S	CN2	1:51.149	11 13	+6.290 +2.465	159.0
11 11 G. CECCHINI	CmS Racing Cars	Ligier JS 53 Evo 2	CN2	1:51.298	13 13	+6.439 +0.149	158.8
12 5 P. RIZZI		Osella PA9	JR - BC 25				
13 36 C. FRANCISCI		Lucchini BMW	E2SC 3000				

Fastest Lap: Lap 12 | Alessandro ROSI | **1:44.859** | 168.5 Kph

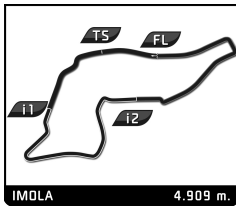
Published at:

Track Status: **DRY**

Race Director:

Timekeeper:

Rapi Andrea



Master Tricolore Prototipi

Gruppo Peroni Race 07-08-09.05.2021

Free Practice 3

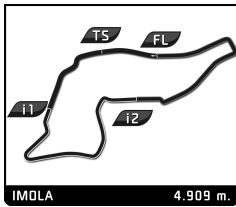
Classification by Class

No Drivers	Team	Car	Time	Lap Total	Gap	Kph
CN2						
1 33 A. ROSI	CMS Racing Cars	Norma M20 FC	1:44.859	12 13		168.5
2 44 D. PEDETTI	MC World	Norma M20 FC	1:46.362	12 13	+1.503 +1.503	166.2
3 12 M. WANCOLLE	Progetto Corsa	Osella PA21S	1:46.841	11 13	+1.982 +0.479	165.4
4 35 R. RANDACCIO	SCI	Norma M20 FC	1:46.885	5 7	+2.026 +0.044	165.3
5 67 M. LIGUORI	Scuderia Vesuvio	Norma M20 FC	1:48.241	4 8	+3.382 +1.356	163.3
6 43 G. PEDETTI	MC World	Norma M20 FC	1:48.684	9 13	+3.825 +0.443	162.6
7 59 C. GULLO	Team Caffo 1915	Osella PA21S	1:51.149	11 13	+6.290 +2.465	159.0
8 11 G. CECCHINI	CmS Racing Cars	Ligier JS 53 Evo 2	1:51.298	13 13	+6.439 +0.149	158.8
E2SC 2000						
1 10 A. BELTRATTI	Progetto Corsa	Osella PA21S	1:45.627	12 13		167.3
E2SC 3000						
1 36 C. FRANCISCI		Lucchini BMW				
JR - BC 2500						
1 5 P. RIZZI		Osella PA9				
P3						
1 7 F. MALAVASI	Only One Motorsport	Ligier P3	1:45.357	13 13		167.7
SR2						
1 31 F. VALLE / A. VALLE	Team Form-Agoest	A.R. Tampolli	1:47.800	5 7		163.9

Published at:

Track Status: **DRY**

Race Director:	Timekeeper: Rapi Andrea
-----------------------	-----------------------------------



Master Tricolore Prototipi

Gruppo Peroni Race 07-08-09.05.2021

Free Practice 3

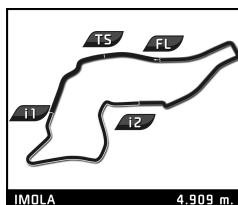
Classification by Group

No Drivers	Team	Car	Time	Lap Total	Gap	Kph
HISTORIC						
1 5 P. RIZZI		Osella PA9				
SPORT						
1 33 A. ROSI	CMS Racing Cars	Norma M20 FC	1:44.859	12 13		168.5
2 7 F. MALAVASI	Only One Motorsport	Ligier P3	1:45.357	13 13	+0.498	167.7
3 10 A. BELTRATTI	Progetto Corsa	Osella PA21S	1:45.627	12 13	+0.768	167.3
4 44 D. PEDETTI	MC World	Norma M20 FC	1:46.362	12 13	+1.503	166.2
5 12 M. WANCOLLE	Progetto Corsa	Osella PA21S	1:46.841	11 13	+1.982	165.4
6 35 R. RANDACCIO	SCI	Norma M20 FC	1:46.885	5 7	+2.026	165.3
7 67 M. LIGUORI	Scuderia Vesuvio	Norma M20 FC	1:48.241	4 8	+3.382	163.3
8 43 G. PEDETTI	MC World	Norma M20 FC	1:48.684	9 13	+3.825	162.6
9 59 C. GULLO	Team Caffo 1915	Osella PA21S	1:51.149	11 13	+6.290	159.0
10 11 G. CECCHINI	CmS Racing Cars	Ligier JS 53 Evo 2	1:51.298	13 13	+6.439	158.8
11 36 C. FRANCISCI		Lucchini BMW				
YOUTIMER						
1 31 F. VALLE / A. VALLE	Team Form-Agorest	A.R. Tampolli	1:47.800	5 7		163.9

Published at:

Track Status: **DRY**

Race Director:	Timekeeper: Rapi Andrea
-----------------------	-----------------------------------



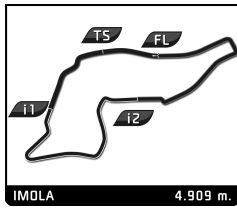
Master Tricolore Prototipi

Gruppo Peroni Race 07-08-09.05.2021

Free Practice 3

Best Sector Times

Sector 1		Sector 2		Sector 3		No Team	Class	Ideal Lap	Best Lap		
No Driver	Time	No Driver	Time	No Driver	Time						
1	7 F.MALAVASI	22.593	33 A.ROSI	33.335	33 A.ROSI	48.160	1	33 CMS Racing Cars	CN2	1:44.263	1:44.859 (1)
2	33 A.ROSI	22.768	10 A.BELTRATTI	33.447	10 A.BELTRATTI	48.245	2	10 Progetto Corsa	E2SC 2000	1:45.017	1:45.627 (3)
3	67 M.LIGUORI	22.898	44 D.PEDETTI	33.853	7 F.MALAVASI	48.480	3	7 Only One Motorsport	P3	1:45.103	1:45.357 (2)
4	31 F.VALLE	22.918	7 F.MALAVASI	34.030	44 D.PEDETTI	49.189	4	44 MC World	CN2	1:45.972	1:46.362 (4)
5	44 D.PEDETTI	22.930	12 M.WANCOLLE	34.108	12 M.WANCOLLE	49.263	5	12 Progetto Corsa	CN2	1:46.414	1:46.841 (5)
6	12 M.WANCOLLE	23.043	35 R.RANDACCIO	34.258	35 R.RANDACCIO	49.301	6	35 SCI	CN2	1:46.612	1:46.885 (6)
7	35 R.RANDACCIO	23.053	67 M.LIGUORI	34.760	31 F.VALLE	49.650	7	67 Scuderia Vesuvio	CN2	1:47.375	1:48.241 (8)
8	10 A.BELTRATTI	23.325	43 G.PEDETTI	34.831	67 M.LIGUORI	49.717	8	31 Team Form-Agorest	SR2	1:47.530	1:47.800 (7)
9	43 G.PEDETTI	23.444	31 F.VALLE	34.962	43 G.PEDETTI	49.907	9	43 MC World	CN2	1:48.182	1:48.684 (9)
10	11 G.CECCHINI	24.058	11 G.CECCHINI	35.804	59 C.GULLO	50.681	10	59 Team Caffo 1915	CN2	1:50.937	1:51.149 (10)
11	59 C.GULLO	24.104	59 C.GULLO	36.152	11 G.CECCHINI	51.182	11	11 CmS Racing Cars	CN2	1:51.044	1:51.298 (11)

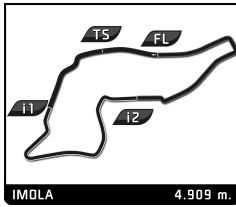


Master Tricolore Prototipi

Gruppo Peroni Race 07-08-09.05.2021
Free Practice 3

Best Top Speed

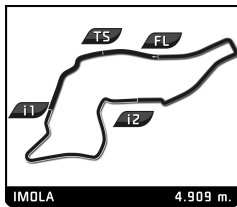
Team	Car	Class	Top Speed	Top 1	Top 2	Top 3	Top 4	Top 5	Avg
				Kph Lap	Kph Lap	Kph Lap	Kph Lap	Kph Lap	
31 Team Form-Agores	A.R. Tampolli	SR2	F. VALLE	256.3 5	255.0 6	254.4 3	242.2 2	238.9 4	249,4
7 Only One Motorsport	Ligier P3	P3	F. MALAVASI	250.2 10	250.2 7	250.2 4	249.6 12	249.0 9	249,8
67 Scuderia Vesuvio	Norma M20 FC	CN2	M. LIGUORI	243.9 8	243.3 4	241.6 7	240.5 3	234.2 2	240,7
35 SCI	Norma M20 FC	CN2	R. RANDACCIO	241.6 5	241.1 3	241.1 4	241.1 7	239.5 6	240,9
11 CmS Racing Cars	Ligier JS 53 Evo 2	CN2	G. CECCHINI	238.9 12	238.4 8	237.8 10	237.8 7	237.3 13	238,0
12 Progetto Corsa	Osella PA21S	CN2	M. WANCOLLE	238.4 13	236.8 12	236.8 11	236.8 10	236.8 9	237,1
44 MC World	Norma M20 FC	CN2	D. PEDETTI	236.8 13	236.8 12	236.2 10	235.7 9	235.7 8	236,2
43 MC World	Norma M20 FC	CN2	G. PEDETTI	236.2 13	236.2 11	236.2 10	235.7 12	235.7 9	236,0
59 Team Caffo 1915	Osella PA21S	CN2	C. GULLO	233.6 5	232.6 13	232.6 9	232.6 6	232.1 10	232,7
33 CMS Racing Cars	Norma M20 FC	CN2	A. ROSI	233.1 12	233.1 9	233.1 8	233.1 6	232.1 4	232,9
10 Progetto Corsa	Osella PA21S	E2SC 2000	A. BELTRATTI	229.1 12	227.1 11	227.1 10	227.1 4	226.6 5	227,4
5	Osella PA9	JR - BC 2500							
36	Lucchini BMW	E2SC 3000							



Master Tricolore Prototipi
Gruppo Peroni Race 07-08-09.05.2021
Free Practice 3

Fastest Lap Sequence

Elapsed	No Team	Car	Class	Driver	Time	Kph	Lap
4:25.847	59 Team Caffo 1915	Osella PA21S	CN2	Claudio GULLO	1:57.395	150.5	2
4:29.558	31 Team Form-Agorest	A.R. Tampolli	SR2	Fabio VALLE	1:51.687	158.2	2
4:46.581	33 CMS Racing Cars	Norma M20 FC	CN2	Alessandro ROSI	1:49.752	161.0	2
6:33.376	33 CMS Racing Cars	Norma M20 FC	CN2	Alessandro ROSI	1:46.795	165.5	3
10:07.688	33 CMS Racing Cars	Norma M20 FC	CN2	Alessandro ROSI	1:46.072	166.6	5
17:04.372	33 CMS Racing Cars	Norma M20 FC	CN2	Alessandro ROSI	1:44.917	168.4	8
24:05.614	33 CMS Racing Cars	Norma M20 FC	CN2	Alessandro ROSI	1:44.859	168.5	12



Master Tricolore Prototipi

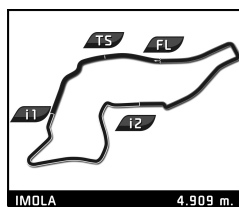
Gruppo Peroni Race 07-08-09.05.2021

Free Practice 3

Sector Analysis

— Invalidated Lap ■ Personal Best ■ Session Best B Crossing the pit lane

Lap	D	Time	Sector 1	Sector 2	Sector 3	T.Spd	Elapsed	Lap	D	Time	Sector 1	Sector 2	Sector 3	T.Spd	Elapsed		
7	Only One Motorsport Ligier P3							P3	1.Francesco MALAVASI								
	1	1	3:09.562	1:35.769	39.993	53.800	150.6		3:09.562	3	1	1:49.417	23.721	35.578	50.118	235.2	6:59.666
	2	1	1:51.513	24.439	36.310	50.764	245.6		5:01.075	4	1	1:48.426	23.753	35.017	49.656	235.7	8:48.092
	3	1	1:49.441	23.341	35.794	50.306	248.5		6:50.516	5	1	1:49.756	23.791	35.120	50.845	236.2	10:37.848
	4	1	1:48.084	23.319	35.317	49.448	250.2		8:38.600	6	1	1:51.137	24.151	36.376	50.610	236.2	12:28.985
	5	1	1:47.436	23.072	34.668	49.696	249.0		10:26.036	7	1	1:48.297	23.492	34.764	50.041	234.7	14:17.282
	6	1	1:46.688	22.858	34.742	49.088	249.0		12:12.724	8	1	1:49.914	25.418	35.022	49.474	234.7	16:07.196
	7	1	1:47.796	22.869	34.788	50.139	250.2		14:00.520	9	1	1:47.952	23.043	34.108	50.801	236.8	17:55.148
	8	1	1:47.118	23.222	34.715	49.181	247.9		15:47.638	10	1	1:48.583	23.212	35.409	49.962	236.8	19:43.731
	9	1	1:46.343	22.948	34.290	49.105	249.0		17:33.981	11	1	1:46.841	23.056	34.522	49.263	236.8	21:30.572
	10	1	1:55.372 B	22.593	36.198	56.581	250.2		19:29.353	12	1	1:49.761	24.532	35.681	49.548	236.8	23:20.333
	11	1	3:10.785	1:46.938	34.739	49.108	174.4		22:40.138	13	1	1:57.027	23.434	40.951	52.642	238.4	25:17.360
	12	1	1:46.032	22.748	34.314	48.970	249.6		24:26.170								
	13	1	1:45.357	22.847	34.030	48.480	247.3		26:11.527								
10	Progetto Corsa Osella PA21S							E2SC 2000	1.Antonio BELTRATTI								
	1	1	3:05.778	1:29.052	40.456	56.270	167.5		3:05.778								
	2	1	1:50.625	24.377	35.492	50.756	221.4		4:56.403								
	3	1	1:48.039	24.024	34.577	49.438	225.2		6:44.442								
	4	1	1:47.712	23.803	34.486	49.423	227.1		8:32.154								
	5	1	1:47.590	23.679	34.063	49.848	226.6		10:19.744								
	6	1	1:47.708	23.865	34.730	49.113	226.2		12:07.452								
	7	1	2:02.965	23.862	33.907	1:05.196	223.8		14:10.417								
	8	1	1:58.156	33.032	35.475	49.649	150.1		16:08.573								
	9	1	1:47.233	23.682	33.820	49.731	225.2		17:55.806								
	10	1	1:46.070	23.325	34.099	48.646	227.1		19:41.876								
	11	1	1:47.916	23.639	34.112	50.165	227.1		21:29.792								
	12	1	1:45.627	23.935	33.447	48.245	229.1		23:15.419								
	13	1	2:25.057 B	26.508	48.379	1:10.170	225.7		25:40.476								
11	CmS Racing Cars Ligier JS 53 Evo 2							CN2	1.Gianluca CECCHINI								
	1	1	3:00.284	1:20.065	43.400	56.819	135.3		3:00.284								
	2	1	1:55.065	24.385	37.529	53.151	231.1		4:55.349								
	3	1	1:53.664	24.746	36.691	52.227	231.1		6:49.013								
	4	1	1:56.718	24.832	37.510	54.376	237.3		8:45.731								
	5	1	1:51.600	24.492	35.804	51.304	236.8		10:37.331								
	6	1	1:59.013	24.517	40.963	53.533	235.2		12:36.344								
	7	1	1:52.806	24.339	36.100	52.367	237.8		14:29.150								
	8	1	1:53.996	24.169	35.923	53.904	238.4		16:23.146								
	9	1	1:52.341	24.846	35.939	51.556	236.2		18:15.487								
	10	1	1:53.590	25.006	36.778	51.806	237.8		20:09.077								
	11	1	1:52.364	24.496	36.457	51.411	236.8		22:01.441								
	12	1	1:51.766	24.203	36.122	51.441	238.9		23:53.207								
	13	1	1:51.298	24.058	36.058	51.182	237.3		25:44.505								
12	Progetto Corsa Osella PA21S							CN2	1.Massimo WANCOLLE								
	1	1	3:18.237	1:37.619	44.619	55.999	165.1		3:18.237								
	2	1	1:52.012	24.831	35.667	51.514	222.8		5:10.249								
31	Team Form-Agorest A.R. Tampolli							SR2	1.Fabio VALLE								
33	CMS Racing Cars Norma M20 FC							CN2	1.Alessandro ROSI								
	35	SCI Norma M20 FC							CN2	1.Ranieri RANDACCIO							
43		MC World Norma M20 FC								CN2	1.Giancarlo PEDETTI						



Master Tricolore Prototipi

Gruppo Peroni Race 07-08-09.05.2021

Free Practice 3

Sector Analysis

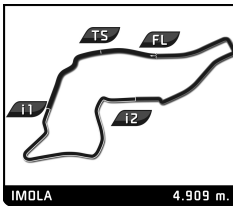
— Invalidated Lap ■ Personal Best ■ Session Best B Crossing the pit lane

Lap	D	Time	Sector 1	Sector 2	Sector 3	T.Spd	Elapsed	Lap	D	Time	Sector 1	Sector 2	Sector 3	T.Spd	Elapsed
4	1	1:51.280	23.776	35.967	51.537	235.2	8:43.762								
5	1	1:51.002	24.074	36.075	50.853	233.6	10:34.764								
6	1	1:49.608	23.972	35.446	50.190	235.2	12:24.372								
7	1	1:48.979	23.740	35.290	49.949	234.7	14:13.351								
8	1	1:48.941	23.823	35.211	49.907	235.2	16:02.292								
9	1	1:48.684	23.548	35.181	49.955	235.7	17:50.976								
10	1	1:49.686	23.595	35.179	50.912	236.2	19:40.662								
11	1	1:48.782	23.693	34.831	50.258	236.2	21:29.444								
12	1	1:50.183	25.108	34.852	50.223	235.7	23:19.627								
13	1	1:56.644	23.444	39.897	53.303	236.2	25:16.271								

44		MC World	Norma M20 FC													
		1.Davide PEDETTI	CN2													
1	1	2:57.873	1:20.900	40.987	55.986	158.7	2:57.873									
2	1	1:52.732	24.693	36.473	51.566	229.1	4:50.605									
3	1	1:50.083	23.634	35.682	50.767	233.6	6:40.688									
4	1	1:48.338	23.479	34.930	49.929	235.2	8:29.026									
5	1	1:47.978	23.275	34.735	49.968	235.7	10:17.004									
6	1	1:47.602	23.438	34.637	49.527	235.7	12:04.606									
7	1	1:50.258	23.379	35.477	51.402	235.7	13:54.864									
8	1	1:47.683	23.460	34.696	49.527	235.7	15:42.547									
9	1	1:46.657	23.185	34.283	49.189	235.7	17:29.204									
10	1	1:46.893	23.212	34.374	49.307	236.2	19:16.097									
11	1	1:46.371	23.052	34.126	49.193	235.2	21:02.468									
12	1	1:46.362	22.930	33.853	49.579	236.8	22:48.830									
13	1	2:54.524	B 23.103	1:22.522	1:08.899	236.8	25:43.354									

59		Team Caffo 1915	Osella PA21S													
		1.Claudio GULLO	CN2													
1	1	2:28.452	48.906	42.714	56.832	103.6	2:28.452									
2	1	1:57.395	25.498	38.587	53.310	221.0	4:25.847									
3	1	1:53.167	24.460	36.750	51.957	231.6	6:19.014									
4	1	1:54.791	24.677	38.237	51.877	231.1	8:13.805									
5	1	1:51.973	24.272	36.524	51.177	233.6	10:05.778									
6	1	1:55.724	24.465	39.141	52.118	232.6	12:01.502									
7	1	1:56.896	24.441	37.299	55.156	231.6	13:58.398									
8	1	1:54.749	24.681	37.848	52.220	231.1	15:53.147									
9	1	1:51.286	24.104	36.277	50.905	232.6	17:44.433									
10	1	1:51.201	24.133	36.387	50.681	232.1	19:35.634									
11	1	1:51.149	24.131	36.152	50.866	231.1	21:26.783									
12	1	1:56.847	24.104	37.405	55.338	231.6	23:23.630									
13	1	1:54.371	24.140	38.324	51.907	232.6	25:18.001									

67		Scuderia Vesuvio	Norma M20 FC													
		1.Michele LIGUORI	CN2													
1	1	2:59.123	1:18.642	42.633	57.848	129.5	2:59.123									
2	1	1:52.307	24.854	36.367	51.086	234.2	4:51.430									
3	1	1:49.570	23.599	35.157	50.814	240.5	6:41.000									
4	1	1:48.241	23.764	34.760	49.717	243.3	8:29.241									
5	1	2:02.981	B 25.159	38.393	59.429	214.3	10:32.222									
6	1	4:22.397	2:53.499	37.616	51.282	151.6	14:54.619									
7	1	1:48.476	23.560	34.913	50.003	241.6	16:43.095									
8	1	2:13.771	B 22.898	44.468	1:06.405	243.9	18:56.866									



Master Tricolore Prototipi

Gruppo Peroni Race 07-08-09.05.2021

Qualifying 1

Final Classification

No Drivers	Team	Car	Cl.	Time	Lap Total	Gap	Kph
1 33 Alessandro ROSI	CMS Racing Cars	Norma M20 FC	CN2	1:43.660	7 7	- -	170.5
2 31 Fabio VALLE	Team Form-Agorest	A.R. Tampolli	SR2	1:45.529	6 6	+1.869 +1.869	167.5
3 10 Antonio BELTRATTI	Progetto Corsa	Osella PA21S	E2SC 2000	1:46.025	6 6	+2.365 +0.496	166.7
4 12 Massimo WANCOLLE	Progetto Corsa	Osella PA21S	CN2	1:46.151	6 6	+2.491 +0.126	166.5
5 67 Michele LIGUORI	Scuderia Vesuvio	Norma M20 FC	CN2	1:46.583	6 6	+2.923 +0.432	165.8
6 35 Ranieri RANDACCIO	SCI	Norma M20 FC	CN2	1:46.716	6 6	+3.056 +0.133	165.6
7 43 Giancarlo PEDETTI	MC World	Norma M20 FC	CN2	1:48.383	6 6	+4.723 +1.667	163.1
8 7 Francesco MALAVASI	Only One Motorsport	Ligier P3	P3	1:48.564	6 6	+4.904 +0.181	162.8
9 59 Claudio GULLO	Team Caffo 1915	Osella PA21S	CN2	1:48.923	6 6	+5.263 +0.359	162.2
10 44 Davide PEDETTI	MC World	Norma M20 FC	CN2	1:49.663	6 6	+6.003 +0.740	161.2
11 11 Gianluca CECCHINI	CmS Racing Cars	Ligier JS 53 Evo 2	CN2	1:52.067	6 6	+8.407 +2.404	157.7

■ Max. qual. time: 2:01.282

5 Piero RIZZI

Osella PA9 JR - BC 25

■ Excluded

36 Claudio FRANCISCI

Lucchini BMW E2SC 3000 **1:43.788** 6 6 170.3

Fastest Lap: Lap 7 Alessandro ROSI **1:43.660** 170.5 Kph

- CAR 36 PASSED THREE TIMES ON FINISH LINE AFTER CHEQUERED FLAG

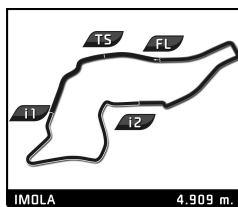
Published at:

Track Status: **DRY**

Race Director:

Timekeeper:

Rapi Andrea



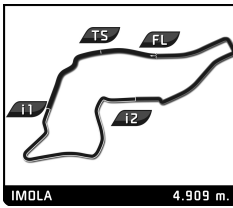
Master Tricolore Prototipi

Gruppo Peroni Race 07-08-09.05.2021

Qualifying 1

Best Sector Times

Sector 1		Sector 2		Sector 3		No Team	Class	Ideal Lap	Best Lap
No Driver	Time	No Driver	Time	No Driver	Time				
1	36 C.FRANCISCI 22.334	33 A.ROSI 33.214	36 C.FRANCISCI 33.812	36 C.FRANCISCI 47.642	1	33 CMS Racing Cars	CN2	1:43.599	1:43.660 (1)
2	33 A.ROSI 22.449	36 C.FRANCISCI 33.812	33 A.ROSI 47.936	2	36	E2SC 3000	E2SC 3000	1:43.788	1:43.788 (2)
3	31 F.VALLE 22.596	10 A.BELTRATTI 34.218	31 F.VALLE 48.384	3	31 Team Form-Agoest	SR2	SR2	1:45.529	1:45.529 (3)
4	67 M.LIGUORI 22.617	12 M.WANCOLLE 34.446	10 A.BELTRATTI 48.925	4	10 Progetto Corsa	E2SC 2000	E2SC 2000	1:46.025	1:46.025 (4)
5	35 R.RANDACCIO 22.692	31 F.VALLE 34.549	12 M.WANCOLLE 48.931	5	12 Progetto Corsa	CN2	CN2	1:46.151	1:46.151 (5)
6	12 M.WANCOLLE 22.774	67 M.LIGUORI 34.637	67 M.LIGUORI 49.094	6	67 Scuderia Vesuvio	CN2	CN2	1:46.348	1:46.583 (6)
7	10 A.BELTRATTI 22.882	35 R.RANDACCIO 34.772	35 R.RANDACCIO 49.252	7	35 SCI	CN2	CN2	1:46.716	1:46.716 (7)
8	44 D.PEDETTI 23.239	43 G.PEDETTI 35.256	59 C.GULLO 49.582	8	43 MC World	CN2	CN2	1:48.383	1:48.383 (8)
9	7 F.MALAVASI 23.265	59 C.GULLO 35.272	43 G.PEDETTI 49.859	9	59 Team Caffo 1915	CN2	CN2	1:48.486	1:48.923 (10)
10	43 G.PEDETTI 23.268	7 F.MALAVASI 35.427	7 F.MALAVASI 49.872	10	7 Only One Motorsport	P3	P3	1:48.564	1:48.564 (9)
11	59 C.GULLO 23.632	44 D.PEDETTI 35.709	44 D.PEDETTI 50.715	11	44 MC World	CN2	CN2	1:49.663	1:49.663 (11)
12	11 G.CECCHINI 23.769	11 G.CECCHINI 36.828	11 G.CECCHINI 51.255	12	11 CmS Racing Cars	CN2	CN2	1:51.852	1:52.067 (12)



Master Tricolore Prototipi

Gruppo Peroni Race 07-08-09.05.2021

Qualifying 1

Final Classification

No Drivers	Team	Car	Cl.	Time	Lap Total	Gap	Kph
1 33 Alessandro ROSI	CMS Racing Cars	Norma M20 FC	CN2	1:43.660	7 7	- -	170.5
2 31 Fabio VALLE	Team Form-Agorest	A.R. Tampolli	SR2	1:45.529	6 6	+1.869 +1.869	167.5
3 10 Antonio BELTRATTI	Progetto Corsa	Osella PA21S	E2SC 2000	1:46.025	6 6	+2.365 +0.496	166.7
4 12 Massimo WANCOLLE	Progetto Corsa	Osella PA21S	CN2	1:46.151	6 6	+2.491 +0.126	166.5
5 67 Michele LIGUORI	Scuderia Vesuvio	Norma M20 FC	CN2	1:46.583	6 6	+2.923 +0.432	165.8
6 35 Ranieri RANDACCIO	SCI	Norma M20 FC	CN2	1:46.716	6 6	+3.056 +0.133	165.6
7 43 Giancarlo PEDETTI	MC World	Norma M20 FC	CN2	1:48.383	6 6	+4.723 +1.667	163.1
8 7 Francesco MALAVASI	Only One Motorsport	Ligier P3	P3	1:48.564	6 6	+4.904 +0.181	162.8
9 59 Claudio GULLO	Team Caffo 1915	Osella PA21S	CN2	1:48.923	6 6	+5.263 +0.359	162.2
10 44 Davide PEDETTI	MC World	Norma M20 FC	CN2	1:49.663	6 6	+6.003 +0.740	161.2
11 11 Gianluca CECCHINI	CmS Racing Cars	Ligier JS 53 Evo 2	CN2	1:52.067	6 6	+8.407 +2.404	157.7

■ Max. qual. time: 2:01.282

5 Piero RIZZI

Osella PA9 JR - BC 25

■ Excluded

36 Claudio FRANCISCI

Lucchini BMW E2SC 3000 **1:43.788** 6 6 170.3

Fastest Lap: Lap 7 Alessandro ROSI **1:43.660** 170.5 Kph

- CAR 36 PASSED THREE TIMES ON FINISH LINE AFTER CHEQUERED FLAG

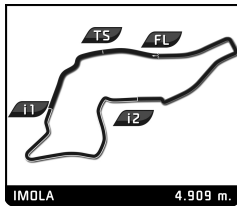
Published at:

Track Status: **DRY**

Race Director:

Timekeeper:

Rapi Andrea

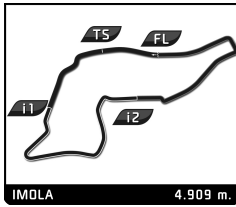


Master Tricolore Prototipi

Gruppo Peroni Race 07-08-09.05.2021
Qualifying 1

Best Top Speed

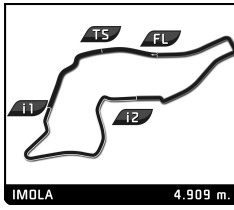
Team	Car	Class	Top Speed	Top 1	Top 2	Top 3	Top 4	Top 5	Avg					
				Kph Lap	Kph Lap	Kph Lap	Kph Lap	Kph Lap						
31 Team Form-Agores	A.R. Tampolli	SR2	F. VALLE	265.9	5	265.3	3	265.3	6	262.6	2	262.0	4	264,2
7 Only One Motorsport	Ligier P3	P3	F. MALAVASI	252.6	6	250.8	5	243.9	3	239.5	4	209.6	2	239,3
36	Lucchini BMW	E2SC 3000	C. FRANCISCI	252.0	6	251.4	5	249.6	4	246.7	3	223.3	2	244,6
35 SCI	Norma M20 FC	CN2	R. RANDACCIO	249.6	5	248.5	6	246.1	4	245.6	3	243.9	2	246,7
67 Scuderia Vesuvio	Norma M20 FC	CN2	M. LIGUORI	249.0	6	248.5	5	247.9	4	245.6	3	204.7	2	239,1
11 CmS Racing Cars	Ligier JS 53 Evo 2	CN2	G. CECCHINI	246.1	6	243.9	4	240.0	3	231.6	2	215.6	5	235,4
12 Progetto Corsa	Osella PA21S	CN2	M. WANCOLLE	243.3	5	243.3	6	242.8	4	241.6	3	232.6	2	240,7
43 MC World	Norma M20 FC	CN2	G. PEDETTI	241.6	4	240.5	6	240.0	5	238.4	3	221.0	2	236,3
44 MC World	Norma M20 FC	CN2	D. PEDETTI	241.6	5	241.1	4	241.1	6	240.5	3	224.7	2	237,8
33 CMS Racing Cars	Norma M20 FC	CN2	A. ROSI	240.0	4	240.0	6	240.0	7	238.9	5	238.4	3	239,5
10 Progetto Corsa	Osella PA21S	E2SC 2000	A. BELTRATTI	234.2	3	232.1	2	231.6	5	231.6	6	230.6	4	232,0
59 Team Caffo 1915	Osella PA21S	CN2	C. GULLO	229.1	4	227.6	3	227.6	5	227.6	6	211.7	2	224,7
5	Osella PA9	JR - BC 2500												



Master Tricolore Prototipi
Gruppo Peroni Race 07-08-09.05.2021
Qualifying 1

Fastest Lap Sequence

Elapsed	No Team	Car	Class	Driver	Time	Kph	Lap
4:20.887	33 CMS Racing Cars	Norma M20 FC	CN2	Alessandro ROSI	1:55.919	152.5	2
4:58.207	35 SCI	Norma M20 FC	CN2	Ranieri RANDACCIO	1:51.484	158.5	2
6:08.918	33 CMS Racing Cars	Norma M20 FC	CN2	Alessandro ROSI	1:48.031	163.6	3
7:04.389	36	Lucchini BMW	E2SC 3000	Claudio FRANCISCI	1:47.933	163.7	3
7:53.908	33 CMS Racing Cars	Norma M20 FC	CN2	Alessandro ROSI	1:44.990	168.3	4
10:34.039	36	Lucchini BMW	E2SC 3000	Claudio FRANCISCI	1:44.150	169.7	5
11:23.168	33 CMS Racing Cars	Norma M20 FC	CN2	Alessandro ROSI	1:44.113	169.7	6
12:17.827	36	Lucchini BMW	E2SC 3000	Claudio FRANCISCI	1:43.788	170.3	6
13:06.828	33 CMS Racing Cars	Norma M20 FC	CN2	Alessandro ROSI	1:43.660	170.5	7



Master Tricolore Prototipi

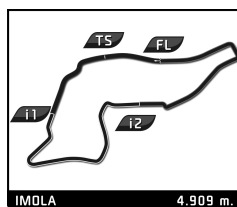
Gruppo Peroni Race 07-08-09.05.2021

Qualifying 1

Sector Analysis

— Invalidated Lap ■ Personal Best ■ Session Best B Crossing the pit lane

Lap	D	Time	Sector 1	Sector 2	Sector 3	T.Sp	Elapsed	Lap	D	Time	Sector 1	Sector 2	Sector 3	T.Sp	Elapsed	
7	Only One Motorsport 1.Francesco MALAVASI							Ligier P3 P3	3	1	1:48.031	23.091	34.428	50.512	238.4	6:08.918
	4	1	1:44.990	22.540	33.553	48.897	240.0	7:53.908								
	5	1	1:45.147	22.640	33.546	48.961	238.9	9:39.055								
	6	1	1:44.113	22.449	33.249	48.415	240.0	11:23.168								
	7	1	1:43.660	22.510	33.214	47.936	240.0	13:06.828								
	1	1	4:07.446	2:15.781	47.044	1:04.621	127.5	4:07.446								
	2	1	2:04.508	27.796	41.048	55.664	209.6	6:11.954								
10	Progetto Corsa 1.Antonio BELTRATTI							Osella PA21S E2SC 2000	3	1	1:55.353	25.403	38.418	51.532	243.9	8:07.307
	4	1	1:51.406	24.410	36.264	50.732	239.5	9:58.713								
	5	1	1:49.394	23.458	35.780	50.156	250.8	11:48.107								
	6	1	1:48.564	23.265	35.427	49.872	252.6	13:36.671								
	1	1	4:26.137	2:36.554	49.394	1:00.189	160.6	4:26.137								
	2	1	1:50.058	24.339	35.875	49.844	232.1	6:16.195								
	3	1	1:47.164	23.051	34.818	49.295	234.2	8:03.359								
11	CmS Racing Cars 1.Gianluca CECCHINI							Ligier JS 53 Evo 2 CN2	4	1	1:47.335	22.951	34.792	49.592	246.1	8:34.455
	5	1	1:46.953	23.106	34.742	49.105	231.6	11:37.672								
	6	1	1:46.025	22.882	34.218	48.925	231.6	13:23.697								
	1	1	2:47.425	56.051	49.105	1:02.269	115.2	2:47.425								
	2	1	1:58.977	25.491	39.683	53.803	231.6	4:46.402								
	3	1	1:55.334	24.653	38.096	52.585	240.0	6:41.736								
	4	1	1:52.478	24.111	37.112	51.255	243.9	8:34.214								
12	Progetto Corsa 1.Massimo WANCOLLE							Osella PA21S CN2	5	1	1:47.662	22.856	35.043	49.763	249.6	10:22.117
	6	1	1:46.025	22.882	34.218	48.925	231.6	13:23.697								
	1	1	3:34.269	1:48.378	47.843	58.048	143.6	3:34.269								
	2	1	2:03.577	25.716	46.143	51.718	232.6	5:37.846								
	3	1	1:49.917	23.928	35.820	50.169	241.6	7:27.763								
	4	1	1:48.248	23.325	35.249	49.674	242.8	9:16.011								
	5	1	1:46.949	23.076	34.923	48.950	243.3	11:02.960								
31	Team Form-Agorest 1.Fabio VALLE 2.Alex VALLE							A.R. Tampolli SR2	6	1	1:49.721	23.466	35.715	50.540	240.0	10:14.558
	1	1	4:26.524	2:54.305	39.343	52.876	136.2	4:26.524								
	2	1	1:51.584	23.651	37.170	50.763	262.6	6:18.108								
	3	1	1:49.319	23.142	36.051	50.126	265.3	8:07.427								
	4	1	1:48.038	23.072	35.497	49.469	262.0	9:55.465								
	5	1	1:47.011	22.676	35.271	49.064	265.9	11:42.476								
	6	1	1:45.529	22.596	34.549	48.384	265.3	13:28.005								
33	CMS Racing Cars 1.Alessandro ROSI							Norma M20 FC CN2	1	1	3:20.000	1:27.605	49.640	1:02.755	79.2	3:20.000
	2	1	2:00.645	26.813	39.436	54.396	221.0	4:36.296								
	3	1	1:52.224	24.123	36.770	51.331	238.4	6:28.520								
	4	1	1:56.317	23.733	36.184	56.400	241.6	8:24.837								
	5	1	1:49.721	23.466	35.715	50.540	240.0	10:14.558								
	6	1	1:48.383	23.268	35.256	49.859	240.5	12:02.941								
	1	1	2:31.043	44.611	46.511	59.921	121.1	2:31.043								
43	MC World 1.Giancarlo PEDETTI							Norma M20 FC CN2	2	1	2:00.645	26.813	39.436	54.396	221.0	4:36.296
	3	1	1:52.224	24.123	36.770	51.331	238.4	6:28.520								
	4	1	1:56.317	23.733	36.184	56.400	241.6	8:24.837								
	5	1	1:49.721	23.466	35.715	50.540	240.0	10:14.558								
	6	1	1:48.383	23.268	35.256	49.859	240.5	12:02.941								
	1	1	2:00.668	26.685	39.918	54.065	224.7	4:31.711								
	2	1	1:55.350	24.551	38.304	52.495	240.5	6:27.061								
44	MC World 1.Davide PEDETTI							Norma M20 FC CN2	3	1	1:52.253	23.848	36.748	51.657	241.1	8:19.314
	4	1	1:52.210	23.810	36.841	51.559	241.6	10:11.524								
	5	1	1:52.210	23.810	36.841	51.559	241.6	10:11.524								
	6	1	1:49.663	23.239	35.709	50.715	241.1	12:01.187								
	1	1	2:00.668	26.685	39.918	54.065	224.7	4:31.711								
	2	1	1:55.350	24.551	38.304	52.495	240.5	6:27.061								
	3	1	1:52.253	23.848	36.748	51.657	241.1	8:19.314								
59	Team Caffo 1915 1.Claudio GULLO							Osella PA21S CN2	4	1	1:52.210	23.810	36.841	51.559	241.6	10:11.524
	5	1	1:52.210	23.810	36.841	51.559	241.6	10:11.524								
	6	1	1:49.663	23.239	35.709	50.715	241.1	12:01.187								
	1	1	3:20.953	1:31.830	47.606	1:01.517	94.9	3:20.953								
	2	1	2:08.820	29.162	42.435	57.223	211.7	5:29.773								
	3	1	1:49.513	23.771	35.870	49.872	227.6	7:19.286								
	4	1	1:48.969	23.632	35.272	50.065	229.1	9:08.255								
59	Team Caffo 1915 1.Claudio GULLO							Osella PA21S CN2	5	1	1:49.112	23.676	35.854	49.582	227.6	10:57.367
	6	1	1:48.923	23.876	35.283	49.764	227.6	12:46.290								
	1	1	2:24.968	39.928	45.530	59.510	122.8	2:24.968								
	2	1	1:55.919	25.156	37.308	53.455	226.6	4:20.887								



Master Tricolore Prototipi

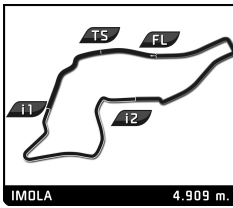
Gruppo Peroni Race 07-08-09.05.2021

Qualifying 1

Sector Analysis

— Invalidated Lap ■ Personal Best ■ Session Best B Crossing the pit lane

Lap	D	Time	Sector 1	Sector 2	Sector 3	T.Sp	Elapsed	Lap	D	Time	Sector 1	Sector 2	Sector 3	T.Sp	Elapsed	
		67	Scuderia Vesuvio				Norma M20 FC									
			1.Michele LIGUORI				CN2									
1	1	3:21.705	1:36.510	45.403	59.792	121.0	3:21.705									
2	1	2:03.428	27.889	40.965	54.574	204.7	5:25.133									
3	1	1:51.405	23.936	36.515	50.954	245.6	7:16.538									
4	1	1:47.983	22.910	35.177	49.896	247.9	9:04.521									
5	1	1:47.167	23.161	34.912	49.094	248.5	10:51.688									
6	1	1:46.583	22.617	34.637	49.329	249.0	12:38.271									



Master Tricolore Prototipi

Gruppo Peroni Race 07-08-09.05.2021
Qualifying 2

Final Classification

No Drivers	Team	Car	Cl.	Time	Lap Total	Gap	Kph
1 36 Claudio FRANCISCI		Lucchini BMW	E2SC 3000	1:42.013	4 4	- -	173.2
2 33 Alessandro ROSI	CMS Racing Cars	Norma M20 FC	CN2	1:43.608	6 7	+1.595 +1.595	170.6
3 31 Alex VALLE	Team Form-Agorest	A.R. Tampolli	SR2	1:44.826	6 7	+2.813 +1.218	168.6
4 35 Ranieri RANDACCIO	SCI	Norma M20 FC	CN2	1:44.829	6 7	+2.816 +0.003	168.6
5 12 Massimo WANCOLLE	Progetto Corsa	Osella PA21S	CN2	1:45.260	6 7	+3.247 +0.431	167.9
6 10 Antonio BELTRATTI	Progetto Corsa	Osella PA21S	E2SC 2000	1:45.401	7 7	+3.388 +0.141	167.7
7 7 Francesco MALAVASI	Only One Motorsport	Ligier P3	P3	1:45.747	6 7	+3.734 +0.346	167.1
8 44 Davide PEDETTI	MC World	Norma M20 FC	CN2	1:45.860	7 7	+3.847 +0.113	166.9
9 43 Giancarlo PEDETTI	MC World	Norma M20 FC	CN2	1:46.765	6 7	+4.752 +0.905	165.5
10 59 Claudio GULLO	Team Caffo 1915	Osella PA21S	CN2	1:47.982	2 7	+5.969 +1.217	163.7
11 67 Michele LIGUORI	Scuderia Vesuvio	Norma M20 FC	CN2	1:48.693	4 4	+6.680 +0.711	162.6
12 11 Gianluca CECCHINI	CmS Racing Cars	Ligier JS 53 Evo 2	CN2	1:49.837	4 6	+7.824 +1.144	160.9

■ Max. qual. time: 1:59.355

5 Piero RIZZI

Osella PA9

JR - BC 25

Fastest Lap: Lap 4 Claudio FRANCISCI 1:42.013 173.2 Kph

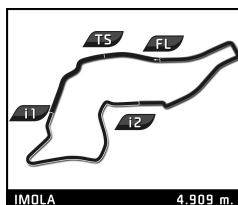
Published at:

Track Status: **DRY**

Race Director:

Timekeeper:

Rapi Andrea



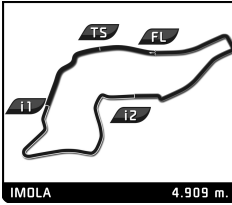
Master Tricolore Prototipi

Gruppo Peroni Race 07-08-09.05.2021

Qualifying 2

Best Sector Times

Sector 1		Sector 2		Sector 3		No Team	Class	Ideal Lap	Best Lap		
No Driver	Time	No Driver	Time	No Driver	Time						
1	36 C.FRANCISCI	21.737	36 C.FRANCISCI	33.156	36 C.FRANCISCI	47.029	1	36	E2SC 300i	1:41.922	1:42.013 (1)
2	31 F.VALLE	22.327	33 A.ROSI	33.248	33 A.ROSI	47.715	2	33	CMS Racing Cars	1:43.345	1:43.608 (2)
3	35 R.RANDACCIO	22.378	10 A.BELTRATTI	33.742	31 F.VALLE	48.166	3	31	Team Form-Agores	1:44.692	1:44.826 (3)
4	33 A.ROSI	22.382	12 M.WANCOLLE	33.934	12 M.WANCOLLE	48.361	4	35	SCI	1:44.793	1:44.829 (4)
5	44 D.PEDETTI	22.530	35 R.RANDACCIO	33.950	35 R.RANDACCIO	48.465	5	12	Progetto Corsa	1:44.895	1:45.260 (5)
6	7 F.MALAVASI	22.548	31 F.VALLE	34.199	7 F.MALAVASI	48.538	6	10	Progetto Corsa	1:45.148	1:45.401 (6)
7	12 M.WANCOLLE	22.600	7 F.MALAVASI	34.202	10 A.BELTRATTI	48.683	7	7	Only One Motorsport	1:45.288	1:45.747 (7)
8	10 A.BELTRATTI	22.723	44 D.PEDETTI	34.214	43 G.PEDETTI	49.055	8	44	MC World	1:45.860	1:45.860 (8)
9	43 G.PEDETTI	22.794	43 G.PEDETTI	34.569	59 C.GULLO	49.082	9	43	MC World	1:46.418	1:46.765 (9)
10	67 M.LIGUORI	22.913	59 C.GULLO	35.060	44 D.PEDETTI	49.116	10	59	Team Caffo 1915	1:47.367	1:47.982 (10)
11	59 C.GULLO	23.225	11 G.CECCHINI	35.272	67 M.LIGUORI	49.883	11	67	Scuderia Vesuvio	1:48.563	1:48.693 (11)
12	11 G.CECCHINI	23.337	67 M.LIGUORI	35.767	11 G.CECCHINI	50.413	12	11	CmS Racing Cars	1:49.022	1:49.837 (12)



Master Tricolore Prototipi

Gruppo Peroni Race 07-08-09.05.2021
Qualifying 2

Final Classification

No Drivers	Team	Car	Cl.	Time	Lap Total	Gap	Kph
1 36 Claudio FRANCISCI		Lucchini BMW	E2SC 3000	1:42.013	4 4	- -	173.2
2 33 Alessandro ROSI	CMS Racing Cars	Norma M20 FC	CN2	1:43.608	6 7	+1.595 +1.595	170.6
3 31 Alex VALLE	Team Form-Agostini	A.R. Tampolli	SR2	1:44.826	6 7	+2.813 +1.218	168.6
4 35 Ranieri RANDACCIO	SCI	Norma M20 FC	CN2	1:44.829	6 7	+2.816 +0.003	168.6
5 12 Massimo WANCOLLE	Progetto Corsa	Osella PA21S	CN2	1:45.260	6 7	+3.247 +0.431	167.9
6 10 Antonio BELTRATTI	Progetto Corsa	Osella PA21S	E2SC 2000	1:45.401	7 7	+3.388 +0.141	167.7
7 7 Francesco MALAVASI	Only One Motorsport	Ligier P3	P3	1:45.747	6 7	+3.734 +0.346	167.1
8 44 Davide PEDETTI	MC World	Norma M20 FC	CN2	1:45.860	7 7	+3.847 +0.113	166.9
9 43 Giancarlo PEDETTI	MC World	Norma M20 FC	CN2	1:46.765	6 7	+4.752 +0.905	165.5
10 59 Claudio GULLO	Team Caffo 1915	Osella PA21S	CN2	1:47.982	2 7	+5.969 +1.217	163.7
11 67 Michele LIGUORI	Scuderia Vesuvio	Norma M20 FC	CN2	1:48.693	4 4	+6.680 +0.711	162.6
12 11 Gianluca CECCHINI	CmS Racing Cars	Ligier JS 53 Evo 2	CN2	1:49.837	4 6	+7.824 +1.144	160.9

■ Max. qual. time: 1:59.355

5 Piero RIZZI

Osella PA9

JR - BC 25

Fastest Lap: Lap 4 Claudio FRANCISCI 1:42.013 173.2 Kph

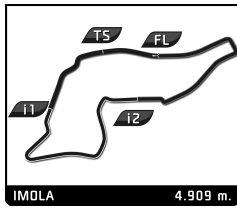
Published at:

Track Status: **DRY**

Race Director:

Timekeeper:

Rapi Andrea

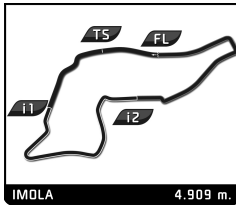


Master Tricolore Prototipi

Gruppo Peroni Race 07-08-09.05.2021
Qualifying 2

Best Top Speed

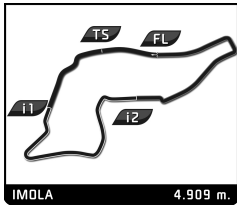
Team	Car	Class	Top Speed	Top 1	Top 2	Top 3	Top 4	Top 5	Avg					
				Kph Lap	Kph Lap	Kph Lap	Kph Lap	Kph Lap						
31 Team Form-Agores	A.R. Tampolli	SR2	F. VALLE	268.6	7	267.9	6	267.3	5	265.9	4	265.3	3	267,0
7 Only One Motorsport	Ligier P3	P3	F. MALAVASI	254.4	4	253.8	3	253.8	7	253.2	5	253.2	6	253,7
36	Lucchini BMW	E2SC 3000	C. FRANCISCI	253.2	4	251.4	3	197.1	2	99.6	1			200,3
35 SCI	Norma M20 FC	CN2	R. RANDACCIO	252.0	7	250.2	5	250.2	6	249.6	4	247.9	3	250,0
67 Scuderia Vesuvio	Norma M20 FC	CN2	M. LIGUORI	249.6	3	243.9	4	236.2	2	134.8	1			216,1
11 CmS Racing Cars	Ligier JS 53 Evo 2	CN2	G. CECCHINI	248.5	4	247.9	5	221.4	2	217.8	6	171.8	3	221,5
12 Progetto Corsa	Osella PA21S	CN2	M. WANCOLLE	245.6	7	245.0	3	245.0	4	244.4	2	244.4	6	244,9
44 MC World	Norma M20 FC	CN2	D. PEDETTI	245.0	6	243.3	4	242.8	5	242.8	7	242.2	3	243,2
43 MC World	Norma M20 FC	CN2	G. PEDETTI	242.8	6	242.2	5	241.6	7	241.1	4	240.5	3	241,6
33 CMS Racing Cars	Norma M20 FC	CN2	A. ROSI	242.2	5	241.6	3	241.1	7	240.5	4	240.5	6	241,2
10 Progetto Corsa	Osella PA21S	E2SC 2000	A. BELTRATTI	233.6	4	233.1	3	233.1	5	231.6	7	231.1	2	232,5
59 Team Caffo 1915	Osella PA21S	CN2	C. GULLO	230.6	4	229.1	5	228.6	3	228.1	6	227.6	7	228,8
5	Osella PA9	JR - BC 2500												



Master Tricolore Prototipi
Gruppo Peroni Race 07-08-09.05.2021
Qualifying 2

Fastest Lap Sequence

Elapsed	No Team	Car	Class	Driver	Time	Kph	Lap
3:51.128	43 MC World	Norma M20 FC	CN2	Giancarlo PEDETTI	1:48.193	163.3	2
3:57.086	31 Team Form-Agorest	A.R. Tampolli	SR2	Fabio VALLE	1:47.922	163.8	2
4:07.877	33 CMS Racing Cars	Norma M20 FC	CN2	Alessandro ROSI	1:44.798	168.6	2
7:37.008	33 CMS Racing Cars	Norma M20 FC	CN2	Alessandro ROSI	1:44.316	169.4	4
7:57.239	36	Lucchini BMW	E2SC 3000	Claudio FRANCISCI	1:42.200	172.9	3
9:39.252	36	Lucchini BMW	E2SC 3000	Claudio FRANCISCI	1:42.013	173.2	4



Master Tricolore Prototipi

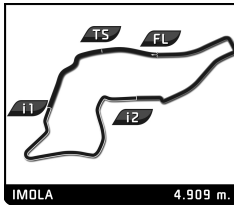
Gruppo Peroni Race 07-08-09.05.2021

Qualifying 2

Sector Analysis

— Invalidated Lap ■ Personal Best ■ Session Best B Crossing the pit lane

Lap D	Time	Sector 1	Sector 2	Sector 3	T.Sp	Elapsed	Lap D	Time	Sector 1	Sector 2	Sector 3	T.Sp	Elapsed		
7 Only One Motorsport 1.Francesco MALAVASI Ligier P3 P3							33 CMS Racing Cars 1.Alessandro ROSI Norma M20 FC CN2								
1	1	2:49.049	1:18.035	38.039	52.975	151.4	2:49.049	1	1	2:23.079	56.582	35.068	51.429	165.6	2:23.079
2	1	1:51.332	24.268	36.424	50.640	252.0	4:40.381	2	1	1:44.798	22.600	34.079	48.119	237.8	4:07.877
3	1	1:47.302	22.961	35.288	49.053	253.8	6:27.683	3	1	1:44.815	22.493	33.882	48.440	241.6	5:52.692
4	1	1:46.256	23.043	34.493	48.720	254.4	8:13.939	4	1	1:44.316	22.382	33.981	47.953	240.5	7:37.008
5	1	1:47.456	22.611	34.202	50.643	253.2	10:01.395	5	1	1:43.818	22.396	33.310	48.112	242.2	9:20.826
6	1	1:45.747	22.548	34.661	48.538	253.2	11:47.142	6	1	1:43.608	22.645	33.248	47.715	240.5	11:04.434
7	1	1:45.903	22.754	34.392	48.757	253.8	13:33.045	7	1	1:45.122	22.512	33.785	48.825	241.1	12:49.556
10 Progetto Corsa 1.Antonio BELTRATTI Osella PA21S E2SC 2000							35 SCI 1.Ranieri RANDACCIO Norma M20 FC CN2								
1	1	2:42.358	1:15.864	36.160	50.334	162.6	2:42.358	1	1	2:31.241	1:07.165	35.120	48.956	137.3	2:31.241
2	1	1:46.548	23.101	34.285	49.162	231.1	4:28.906	2	1	1:51.263	25.556	35.018	50.689	213.4	4:22.504
3	1	1:47.497	24.250	34.548	48.699	233.1	6:16.403	3	1	1:45.971	22.946	34.109	48.916	247.9	6:08.475
4	1	1:45.764	22.723	33.917	49.124	233.6	8:02.167	4	1	1:45.097	22.567	34.065	48.465	249.6	7:53.572
5	1	1:45.469	22.820	33.952	48.697	233.1	9:47.636	5	1	1:45.049	22.630	33.950	48.469	250.2	9:38.621
6	1	1:45.959	22.869	34.407	48.683	230.1	11:33.595	6	1	1:44.829	22.378	33.956	48.495	250.2	11:23.450
7	1	1:45.401	22.884	33.742	48.775	231.6	13:18.996	7	1	1:53.701	22.718	39.310	51.673	252.0	13:17.151
11 CmS Racing Cars 1.Gianluca CECCHINI Ligier JS 53 Evo 2 CN2							36 1.Claudio FRANCISCI Lucchini BMW E2SC 3000								
1	1	2:30.859	59.907	38.523	52.429	158.0	2:30.859	1	1	4:25.719	2:41.524	44.646	59.549	99.6	4:25.719
2	1	1:55.911	27.463	36.849	51.599	221.4	4:26.770	2	1	1:49.320	26.138	35.286	47.896	197.1	6:15.039
3	1	1:55.059	26.424	38.222	50.413	171.8	6:21.829	3	1	1:42.200	22.011	33.156	47.033	251.4	7:57.239
4	1	1:49.837	23.845	35.548	50.444	248.5	8:11.666	4	1	1:42.013	21.737	33.247	47.029	253.2	9:39.252
5	1	2:12.026	23.337	35.272	1:13.417	247.9	10:23.692								
6	1	1:56.896	25.725	37.874	53.297	217.8	12:20.588								
12 Progetto Corsa 1.Massimo WANCOLLE Osella PA21S CN2							43 MC World 1.Giancarlo PEDETTI Norma M20 FC CN2								
1	1	2:43.278	1:13.405	39.718	50.155	154.3	2:43.278	1	1	2:02.935	33.993	37.300	51.642	156.1	2:02.935
2	1	1:47.177	23.620	34.779	48.778	244.4	4:30.455	2	1	1:48.193	23.345	35.083	49.765	238.4	3:51.128
3	1	1:47.988	23.049	35.737	49.202	245.0	6:18.443	3	1	1:47.773	23.242	35.087	49.444	240.5	5:38.901
4	1	1:45.351	22.778	33.934	48.639	245.0	8:03.794	4	1	1:46.977	23.098	34.759	49.120	241.1	7:25.878
5	1	1:45.470	22.760	34.189	48.521	243.3	9:49.264	5	1	1:46.821	23.025	34.610	49.186	242.2	9:12.699
6	1	1:45.260	22.600	34.299	48.361	244.4	11:34.524	6	1	1:46.765	23.141	34.569	49.055	242.8	10:59.464
7	1	1:45.399	22.726	34.299	48.374	245.6	13:19.923	7	1	1:46.905	22.794	34.890	49.221	241.6	12:46.369
31 Team Form-Agorest 1.Fabio VALLE 2.Alex VALLE A.R. Tampolli SR2							44 MC World 1.Davide PEDETTI Norma M20 FC CN2								
1	1	2:09.164	40.283	37.605	51.276	147.4	2:09.164	1	1	2:07.111	38.654	37.488	50.969	152.1	2:07.111
2	1	1:47.922	23.123	35.386	49.413	263.9	3:57.086	2	1	1:49.226	23.319	35.634	50.273	241.1	3:56.337
3	1	1:47.683	23.036	35.281	49.366	265.3	5:44.769	3	1	1:48.135	23.140	35.184	49.811	242.2	5:44.472
4	1	1:45.199	22.508	34.525	48.166	265.9	7:29.968	4	1	2:00.310	24.870	39.144	56.296	243.3	7:44.782
5	1	1:45.763	22.493	34.476	48.794	267.3	9:15.731	5	1	1:47.861	23.244	35.087	49.530	242.8	9:32.643
6	1	1:44.826	22.331	34.199	48.296	267.9	11:00.557	6	1	1:47.109	22.859	35.063	49.187	245.0	11:19.752
7	1	1:46.386	22.327	35.268	48.791	268.6	12:46.943	7	1	1:45.860	22.530	34.214	49.116	242.8	13:05.612
59 Team Caffo 1915 1.Claudio GULLO Osella PA21S CN2															



Master Tricolore Prototipi

Gruppo Peroni Race 07-08-09.05.2021

Qualifying 2

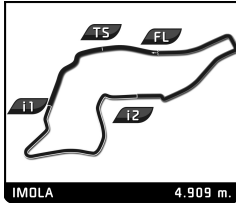
Sector Analysis

— Invalidated Lap ■ Personal Best ■ Session Best B Crossing the pit lane

Lap	D	Time	Sector 1	Sector 2	Sector 3	T.Sp	Elapsed	Lap	D	Time	Sector 1	Sector 2	Sector 3	T.Sp	Elapsed
1	1	2:17.542	38.997	37.855	1:00.690	133.8	2:17.542								
2	1	1:47.982	23.541	35.359	49.082	226.6	4:05.524								
3	1	1:48.910	23.561	35.967	49.382	228.6	5:54.434								
4	1	1:48.452	23.380	35.060	50.012	230.6	7:42.886								
5	1	1:48.555	23.225	35.864	49.466	229.1	9:31.441								
6	1	1:51.118	23.424	35.306	52.388	228.1	11:22.559								
7	1	1:50.822	24.224	35.394	51.204	227.6	13:13.381								

67	Scuderia Vesuvio		Norma M20 FC	
	1.Michele LIGUORI		CN2	

1	1	4:43.480	3:00.846	45.136	57.498	134.8	4:43.480
2	1	1:52.707	24.846	37.107	50.754	236.2	6:36.187
3	1	2:07.084	22.913	51.521	52.650	249.6	8:43.271
4	1	1:48.693	23.043	35.767	49.883	243.9	10:31.964



Master Tricolore Prototipi

Gruppo Peroni Race 07-08-09.05.2021
Race 1 (25 Minutes)

Starting Grid

Piero RIZZI 1:49.663	5	- 6 -	11	CmS Racing Cars	Gianluca CECCHINI 1:52.067
Davide PEDETTI 1:48.564	MC World 44	- 5 -	59	Team Caffo 1915	Claudio GULLO 1:48.923
Francesco MALAVASI 1:46.716	Only One Motorsport 7	- 4 -	43	MC World	Giancarlo PEDETTI 1:48.383
Ranieri RANDACCIO 1:46.151	SCI 35	- 3 -	67	Scuderia Vesuvio	Michele LIGUORI 1:46.583
Massimo WANCOLLE 1:45.529	Progetto Corsa 12	- 2 -	10	Progetto Corsa	Antonio BELTRATTI 1:46.025
Fabio VALLE	Team Form-Agorest 31	- 1 -	33	CMS Racing Cars	Alessandro ROSI 1:43.660

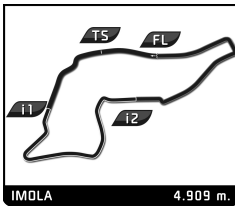
↓
Pole

Stewards:

Timekeeper:

Rapi Andrea





Master Tricolore Prototipi

Gruppo Peroni Race 07-08-09.05.2021
Race 1 (25 Minutes)

Final Classification

No Drivers	Team	Car	Cl.	Laps	Total Time	Gap	Kph	Best Lap		
								Lap	Time	Kph
1 31 F. VALLE / A. VALLE	Team Form-Agorest	A.R. Tampolli	SR2	12	25:58.932	-	135.5	11	1:48.368	163.1
2 35 R. RANDACCIO	SCI	Norma M20 FC	CN2	12	25:59.588	+0.656	135.4	4	1:47.676	164.1
3 33 A. ROSI	CMS Racing Cars	Norma M20 FC	CN2	12	26:00.330	+1.398	135.4	12	1:48.281	163.2
4 12 M. WANGOLLE	Progetto Corsa	Osella PA21S	CN2	12	26:01.130	+2.198	135.3	10	1:47.142	164.9
5 59 C. GULLO	Team Caffo 1915	Osella PA21S	CN2	12	26:09.978	+11.046	134.5	10	1:48.106	163.5
6 11 G. CECCHINI	CmS Racing Cars	Ligier JS 53 Evo 2	CN2	12	26:19.367	+20.435	133.7	11	1:52.253	157.4
7 7 F. MALAVASI	Only One Motorsport	Ligier P3	P3	12	26:25.409	+26.477	133.2	10	1:48.065	163.5
8 43 G. PEDETTI	MC World	Norma M20 FC	CN2	12	26:51.736	+52.804	131.1	12	1:48.667	162.6
Not classified										
44 D. PEDETTI	MC World	Norma M20 FC	CN2	3	6:35.334			3	1:50.797	159.5
10 A. BELTRATTI	Progetto Corsa	Osella PA21S	E2SC 200i							
5 P. RIZZI		Osella PA9	JR - BC 2 ^e							
Excluded										
67 M. LIGUORI	Scuderia Vesuvio	Norma M20 FC	CN2	12	26:00.846			10	1:47.946	163.7

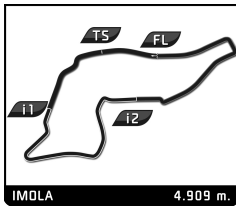
Pole Position:	Alessandro ROSI	1:43.660	170.5 Kph
Fastest Lap:	Lap 10 Massimo WANGOLLE	1:47.142	164.9 Kph

CAR #67 EXCLUDED FROM RACE 1 DECISION N.24
 CAR #43 TIME PENALTY 25 SEC DUE TO CONTACT WITH CAR #10 DECISION N.23
 CAR #7 TIME PENALTY 25 SEC DUE OVERTAKING UNDER SAFETY CAR DECISION N.22

Published at:

Track Status: **DRY**

Race Director:	Timekeeper: Rapi Andrea
-----------------------	-----------------------------------



Master Tricolore Prototipi

Gruppo Peroni Race 07-08-09.05.2021
Race 1 (25 Minutes)

Final Classification by Class

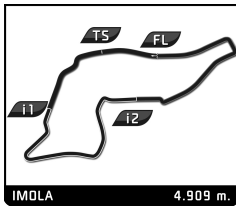
No Drivers	Team	Car	Laps	Total Time	Gap	Kph	Best Lap			
							Lap	Time	Kph	
CN2										
1	35 R. RANDACCIO	SCI	Norma M20 FC	12	25:59.588		135.4	4	1:47.676	164.1
2	33 A. ROSI	CMS Racing Cars	Norma M20 FC	12	26:00.330	+0.742	135.4	12	1:48.281	163.2
3	12 M. WANCOLLE	Progetto Corsa	Osella PA21S	12	26:01.130	+1.542	135.3	10	1:47.142	164.9
4	59 C. GULLO	Team Caffo 1915	Osella PA21S	12	26:09.978	+10.390	134.5	10	1:48.106	163.5
5	11 G. CECCHINI	CmS Racing Cars	Ligier JS 53 Evo 2	12	26:19.367	+19.779	133.7	11	1:52.253	157.4
6	43 G. PEDETTI	MC World	Norma M20 FC	12	26:51.736	+52.148	131.1	12	1:48.667	162.6
■ <i>Not classified</i>										
	44 D. PEDETTI	MC World	Norma M20 FC	3	6:35.334			3	1:50.797	159.5
■ <i>Excluded</i>										
	67 M. LIGUORI	Scuderia Vesuvio	Norma M20 FC	12	26:00.846			10	1:47.946	163.7
E2SC 2000										
■ <i>Not classified</i>										
	10 A. BELTRATTI	Progetto Corsa	Osella PA21S							
JR - BC 2500										
■ <i>Not classified</i>										
	5 P. RIZZI		Osella PA9							
P3										
1	7 F. MALAVASI	Only One Motorsport	Ligier P3	12	26:25.409		133.2	10	1:48.065	163.5
SR2										
1	31 F. VALLE / A. VALLE	Team Form-Agorest	A.R. Tampolli	12	25:58.932		135.5	11	1:48.368	163.1

CAR #67 EXCLUDED FROM RACE 1 DECISION N.24
 CAR #43 TIME PENALTY 25 SEC DUE TO CONTACT WITH CAR #10 DECISION N.23
 CAR #7 TIME PENALTY 25 SEC DUE OVERTAKING UNDER SAFETY CAR DECISION N.22

Published at:

Track Status: **DRY**

Race Director:	Timekeeper: Rapi Andrea
-----------------------	-----------------------------------



Master Tricolore Prototipi

Gruppo Peroni Race 07-08-09.05.2021
Race 1 (25 Minutes)

Final Classification by Group

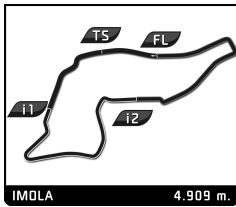
No Drivers	Team	Car	Laps	Total Time	Gap	Kph	Best Lap		
							Lap	Time	Kph
HISTORIC									
■ <i>Not classified</i>									
5 P. RIZZI		Osella PA9							
SPORT									
1 35 R. RANDACCIO	SCI	Norma M20 FC	12	25:59.588		135.4	4	1:47.676	164.1
2 33 A. ROSI	CMS Racing Cars	Norma M20 FC	12	26:00.330	+0.742	135.4	12	1:48.281	163.2
3 12 M. WANCOLLE	Progetto Corsa	Osella PA21S	12	26:01.130	+1.542	135.3	10	1:47.142	164.9
4 59 C. GULLO	Team Caffo 1915	Osella PA21S	12	26:09.978	+10.390	134.5	10	1:48.106	163.5
5 11 G. CECCHINI	CmS Racing Cars	Ligier JS 53 Evo 2	12	26:19.367	+19.779	133.7	11	1:52.253	157.4
6 7 F. MALAVASI	Only One Motorsport	Ligier P3	12	26:25.409	+25.821	133.2	10	1:48.065	163.5
7 43 G. PEDETTI	MC World	Norma M20 FC	12	26:51.736	+52.148	131.1	12	1:48.667	162.6
■ <i>Not classified</i>									
44 D. PEDETTI	MC World	Norma M20 FC	3	6:35.334			3	1:50.797	159.5
10 A. BELTRATTI	Progetto Corsa	Osella PA21S							
■ <i>Excluded</i>									
67 M. LIGUORI	Scuderia Vesuvio	Norma M20 FC	12	26:00.846			10	1:47.946	163.7
YOUTIMER									
1 31 F. VALLE / A. VALLE	Team Form-Agorest	A.R. Tampolli	12	25:58.932		135.5	11	1:48.368	163.1

CAR #67 EXCLUDED FROM RACE 1 DECISION N.24
 CAR #43 TIME PENALTY 25 SEC DUE TO CONTACT WITH CAR #10 DECISION N.23
 CAR #7 TIME PENALTY 25 SEC DUE OVERTAKING UNDER SAFETY CAR DECISION N.22

Published at:

Track Status: **DRY**

Race Director:	Timekeeper: Rapi Andrea
-----------------------	-----------------------------------



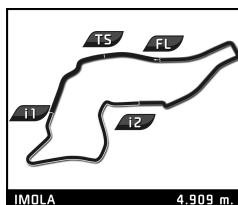
Master Tricolore Prototipi

Gruppo Peroni Race 07-08-09.05.2021

Race 1

Lap Chart

		Lap												
No	Pos	Grid	1	2	3	4	5	6	7	8	9	10	11	12
33	1	33	31	31	31	35	35	35	35	35	31	31	31	31
31	2	31	12	33	35	31	31	31	31	31	35	35	35	35
10	3	10	35	35	33	33	33	33	33	33	33	33	7	33
12	4	12	33	12	44	12	43	43	43	43	7	7	33	7
67	5	67	43	43	12	43	12	12	12	7	67	67	67	67
35	6	35	44	44	43	67	7	7	7	12	12	12	12	12
43	7	43	59	7	7	7	59	59	59	67	59	59	59	59
7	8	7	7	59	59	59	67	67	67	59	11	11	11	11
59	9	59	67	67	67	11	11	11	11	11	43	43	43	43
44	10	44	11	11	11									
11	11	11												
5	12	5												
36	0	36												



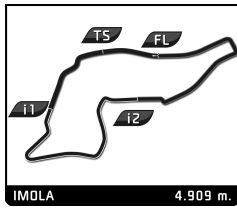
Master Tricolore Prototipi

Gruppo Peroni Race 07-08-09.05.2021

Race 1

Best Sector Times

Sector 1		Sector 2		Sector 3		No Team	Class	Ideal Lap	Best Lap		
No Driver	Time	No Driver	Time	No Driver	Time						
1	31 F.VALLE	22.791	12 M.WANCOLLE	34.641	35 R.RANDACCIO	49.252	1	12 Progetto Corsa	CN2	1:47.121	1:47.142 (1)
2	35 R.RANDACCIO	22.811	33 A.ROSI	34.687	59 C.GULLO	49.497	2	35 SCI	CN2	1:47.361	1:47.676 (2)
3	7 F.MALAVASI	22.814	67 M.LIGUORI	34.744	12 M.WANCOLLE	49.523	3	7 Only One Motorsport	P3	1:47.580	1:48.065 (4)
4	33 A.ROSI	22.832	7 F.MALAVASI	34.816	43 G.PEDETTI	49.742	4	67 Scuderia Vesuvio	CN2	1:47.628	1:47.946 (3)
5	67 M.LIGUORI	22.862	43 G.PEDETTI	35.073	31 F.VALLE	49.766	5	33 CMS Racing Cars	CN2	1:47.637	1:48.281 (6)
6	12 M.WANCOLLE	22.957	59 C.GULLO	35.104	7 F.MALAVASI	49.950	6	59 Team Caffo 1915	CN2	1:48.072	1:48.106 (5)
7	44 D.PEDETTI	23.102	35 R.RANDACCIO	35.298	67 M.LIGUORI	50.022	7	31 Team Form-Agorest	SR2	1:48.124	1:48.368 (7)
8	59 C.GULLO	23.471	31 F.VALLE	35.567	33 A.ROSI	50.118	8	43 MC World	CN2	1:48.319	1:48.667 (8)
9	43 G.PEDETTI	23.504	44 D.PEDETTI	35.940	44 D.PEDETTI	51.142	9	44 MC World	CN2	1:50.184	1:50.797 (9)
10	11 G.CECCHINI	23.993	11 G.CECCHINI	36.652	11 G.CECCHINI	51.443	10	11 CmS Racing Cars	CN2	1:52.088	1:52.253 (10)

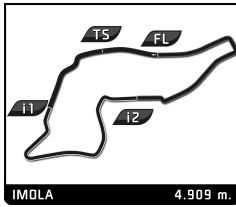


Master Tricolore Prototipi

Gruppo Peroni Race 07-08-09.05.2021
Race 1

Best Top Speed

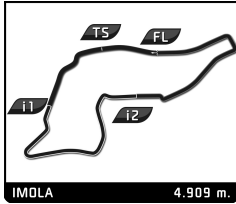
Team	Car	Class	Top Speed	Top 1	Top 2	Top 3	Top 4	Top 5	Avg					
				Kph Lap	Kph Lap	Kph Lap	Kph Lap	Kph Lap						
31 Team Form-Agores	A.R. Tampolli	SR2	F. VALLE	265.9	12	265.3	11	265.3	5	263.9	4	250.2	10	262,1
7 Only One Motorsport	Ligier P3	P3	F. MALAVASI	254.4	12	253.8	11	253.8	10	252.6	4	245.6	3	252,0
35 SCI	Norma M20 FC	CN2	R. RANDACCIO	250.2	11	249.6	12	249.0	10	248.5	5	247.3	4	248,9
67 Scuderia Vesuvio	Norma M20 FC	CN2	M. LIGUORI	249.0	12	249.0	11	246.7	10	245.6	4	241.6	5	246,4
12 Progetto Corsa	Osella PA21S	CN2	M. WANCOLLE	248.5	11	246.1	12	243.9	10	242.2	4	240.0	3	244,1
11 CmS Racing Cars	Ligier JS 53 Evo 2	CN2	G. CECCHINI	244.4	10	243.9	12	237.3	11	236.8	5	235.2	4	239,5
33 CMS Racing Cars	Norma M20 FC	CN2	A. ROSI	243.3	12	242.2	5	242.2	4	241.6	11	241.6	10	242,2
43 MC World	Norma M20 FC	CN2	G. PEDETTI	242.8	5	242.2	11	242.2	4	241.6	12	240.5	10	241,9
44 MC World	Norma M20 FC	CN2	D. PEDETTI	241.1	3	169.1	2							205,1
59 Team Caffo 1915	Osella PA21S	CN2	C. GULLO	232.6	5	231.1	11	231.1	10	230.1	12	229.6	4	230,9
5	Osella PA9	JR - BC 2500												
10 Progetto Corsa	Osella PA21S	E2SC 2000												
36	Lucchini BMW	E2SC 3000												



Master Tricolore Prototipi
Gruppo Peroni Race 07-08-09.05.2021
Race 1

Fastest Lap Sequence

Elapsed	No Team	Car	Class	Driver	Time	Kph	Lap
4:41.717	31 Team Form-Agorest	A.R. Tampolli	SR2	Fabio VALLE	2:48.787	104.7	2
4:42.731	33 CMS Racing Cars	Norma M20 FC	CN2	Alessandro ROSI	2:46.577	106.1	2
4:45.105	7 Only One Motorsport	Ligier P3	P3	Francesco MALAVASI	2:45.693	106.7	2
4:46.616	11 CmS Racing Cars	Ligier JS 53 Evo 2	CN2	Gianluca CECCHINI	2:43.880	107.8	2
6:33.789	31 Team Form-Agorest	A.R. Tampolli	SR2	Fabio VALLE	1:52.072	157.7	3
6:34.455	35 SCI	Norma M20 FC	CN2	Ranieri RANDACCIO	1:51.368	158.7	3
6:35.334	44 MC World	Norma M20 FC	CN2	Davide PEDETTI	1:50.797	159.5	3
8:22.131	35 SCI	Norma M20 FC	CN2	Ranieri RANDACCIO	1:47.676	164.1	4
22:24.052	12 Progetto Corsa	Osella PA21S	CN2	Massimo WANCOLLE	1:47.142	164.9	10



Master Tricolore Prototipi

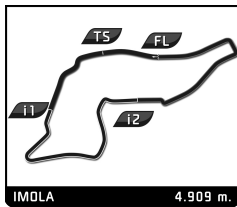
Gruppo Peroni Race 07-08-09.05.2021

Race 1

Analysis by lap

Lapped ■

No	Lap Time	Gap	No	Lap Time	Gap	No	Lap Time	Gap	No	Lap Time	Gap	No	Lap Time	Gap
Lap 1			67	2:03.892	12.307	43	1:49.069	27.067						
31	1:52.930	0.000	11	2:01.035	22.163	Lap 11								
12	1:55.100	2.170	Lap 6			31	1:48.368							
35	1:55.525	2.595	35	2:50.435		35	1:48.574	0.649						
33	1:56.154	3.224	31	2:44.148	0.738	7	1:48.557	1.403						
43	1:56.439	3.509	33	2:44.406	1.273	33	1:49.166	1.679						
44	1:57.592	4.662	43	2:44.685	2.006	67	1:48.703	2.130						
59	1:58.621	5.691	12	2:44.589	2.538	12	1:48.742	2.424						
7	1:59.412	6.482	7	2:44.791	3.618	59	1:48.531	4.204						
67	1:59.838	6.908	59	2:45.711	5.345	11	1:52.253	16.320						
11	2:02.736	9.806	67	2:45.904	7.776	43	1:49.000	27.699						
Lap 2			11	2:37.334	9.062	Lap 12								
31	2:48.787		Lap 7			31	1:48.562							
33	2:46.577	1.014	35	3:00.882		35	1:48.569	0.656						
35	2:47.562	1.370	31	3:01.001	0.857	33	1:48.281	1.398						
12	2:48.361	1.744	33	3:00.838	1.229	7	1:48.636	1.477						
43	2:47.935	2.657	43	3:00.667	1.791	67	1:48.346	1.914						
44	2:46.945	2.820	12	3:00.822	2.478	12	1:48.336	2.198						
7	2:45.693	3.388	7	3:00.114	2.850	59	1:55.404	11.046						
59	2:46.492	3.396	59	2:59.129	3.592	11	1:52.677	20.435						
67	2:45.981	4.102	67	2:57.239	4.133	43	1:48.667	27.804						
11	2:43.880	4.899	11	2:57.115	5.295									
Lap 3			Lap 8											
31	1:52.072		35	2:34.107										
35	1:51.368	0.666	31	2:33.412	0.162									
33	1:52.151	1.093	33	2:33.356	0.478									
44	1:50.797	1.545	43	2:32.887	0.571									
12	1:52.312	1.984	7	2:31.985	0.728									
43	1:51.913	2.498	12	2:32.426	0.797									
7	1:51.969	3.285	67	2:31.212	1.238									
59	1:52.699	4.023	59	2:31.819	1.304									
67	1:52.585	4.615	11	2:30.800	1.988									
11	1:56.161	8.988												
Lap 4			Lap 9											
35	1:47.676		31	1:49.418										
31	1:50.334	1.992	35	1:50.097	0.517									
33	1:49.793	2.544	33	1:50.109	1.007									
12	1:50.706	4.348	7	1:50.754	1.902									
43	1:50.289	4.445	67	1:50.944	2.602									
67	1:48.256	4.529	12	1:52.444	3.661									
7	1:50.096	5.039	59	1:52.964	4.688									
59	1:50.321	6.002	11	1:56.372	8.780									
11	1:56.596	17.242	43	2:15.760	26.751									
Lap 5			Lap 10											
35	1:56.114		31	1:48.753										
31	2:01.147	7.025	35	1:48.679	0.443									
33	2:00.872	7.302	33	1:48.627	0.881									
43	1:59.425	7.756	7	1:48.065	1.214									
12	2:00.150	8.384	67	1:47.946	1.795									
7	2:00.337	9.262	12	1:47.142	2.050									
59	2:00.181	10.069	59	1:48.106	4.041									
			11	1:52.408	12.435									



Master Tricolore Prototipi

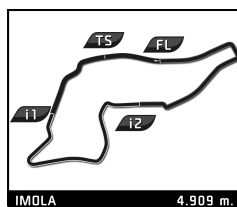
Gruppo Peroni Race 07-08-09.05.2021

Race 1

Sector Analysis

— Invalidated Lap ■ Personal Best ■ Session Best B Crossing the pit lane

Lap	D	Time	Sector 1	Sector 2	Sector 3	T.Sp	Elapsed	Lap	D	Time	Sector 1	Sector 2	Sector 3	T.Sp	Elapsed			
7	Only One Motorsport 1.Francesco MALAVASI							Ligier P3 P3	6	1	2:44.148	31.554	52.117	1:20.477	197.1	13:09.418		
	7	1	3:01.001	35.207	57.361	1:28.433	138.7		16:10.419									
	8	1	2:33.412	35.912	50.307	1:07.193	156.6		18:43.831									
	9	1	1:49.418	23.744	35.742	49.932	249.6		20:33.249									
	10	1	1:48.753	22.925	35.567	50.261	250.2		22:22.002									
	11	1	1:48.368	22.791	35.809	49.768	265.3		24:10.370									
	12	1	1:48.562	22.924	35.872	49.766	265.9		25:58.932									
	1	1	1:59.412	26.990	38.139	54.283			1:59.412									
	2	1	2:45.693	39.772	56.709	1:09.212	129.2		4:45.105									
	3	1	1:51.969	24.463	36.478	51.028	245.6		6:37.074									
	4	1	1:50.096	23.436	36.575	50.085	252.6		8:27.170									
	5	1	2:00.337	23.347	36.757	1:00.233	243.9		10:27.507									
	6	1	2:44.791	31.944	51.511	1:21.336	195.3		13:12.298									
7	1	3:00.114	34.739	57.236	1:28.139	135.2	16:12.412											
8	1	2:31.985	35.798	50.193	1:05.994	140.6	18:44.397											
9	1	1:50.754	24.624	35.938	50.192	236.2	20:35.151											
10	1	1:48.065	23.042	35.073	49.950	253.8	22:23.216											
11	1	1:48.557	23.027	34.816	50.714	253.8	24:11.773											
12	1	1:48.636	22.814	35.664	50.158	254.4	26:00.409											
11	CmS Racing Cars 1.Gianluca CECCHINI							Ligier JS 53 Evo 2 CN2	1	1	1:56.154	23.559	37.968	54.627		1:56.154		
	2	1	2:46.577	38.183	57.535	1:10.859	172.7		4:42.731									
	3	1	1:52.151	24.397	36.599	51.155	234.7		6:34.882									
	4	1	1:49.793	23.156	35.920	50.717	242.2		8:24.675									
	5	1	2:00.872	22.832	38.350	59.690	242.2		10:25.547									
	6	1	2:44.406	31.830	52.180	1:20.396	191.0		13:09.953									
	7	1	3:00.838	35.183	57.422	1:28.233	137.5		16:10.791									
	8	1	2:33.356	36.046	50.236	1:07.074	144.2		18:44.147									
	9	1	1:50.109	24.157	35.834	50.118	232.1		20:34.256									
	10	1	1:48.627	23.006	35.307	50.314	241.6		22:22.883									
	11	1	1:49.166	23.961	34.687	50.518	241.6		24:12.049									
	12	1	1:48.281	23.017	34.984	50.280	243.3		26:00.330									
	33	CMS Racing Cars 1.Alessandro ROSI							Norma M20 FC CN2	1	1	1:55.525	25.617	37.191	52.717		1:55.525	
2		1	2:47.562	39.414	57.550	1:10.598	154.5	4:43.087										
3		1	1:51.368	23.773	36.327	51.268	237.8	6:34.455										
4		1	1:47.676	23.126	35.298	49.252	247.3	8:22.131										
5		1	1:56.114	22.906	35.870	57.338	248.5	10:18.245										
6		1	2:50.435	37.158	52.583	1:20.694	134.0	13:08.680										
7		1	3:00.882	35.152	57.539	1:28.191	149.5	16:09.562										
8		1	2:34.107	36.010	50.406	1:07.691	150.1	18:43.669										
9		1	1:50.097	24.475	35.479	50.143	236.8	20:33.766										
10		1	1:48.679	22.990	35.378	50.311	249.0	22:22.445										
11		1	1:48.574	22.811	35.576	50.187	250.2	24:11.019										
12		1	1:48.569	22.841	35.549	50.179	249.6	25:59.588										
35		SCI 1.Ranieri RANDACCIO								Norma M20 FC CN2	1	1	1:56.439	25.353	37.928	53.158		1:56.439
	2	1	2:47.935	40.384	56.628	1:10.923	161.3	4:44.374										
	3	1	1:51.913	24.455	36.234	51.224	237.8	6:36.287										
	4	1	1:50.289	23.554	35.456	51.279	242.2	8:26.576										
	5	1	1:59.425	23.504	36.104	59.817	242.8	10:26.001										
	6	1	2:44.685	32.085	51.891	1:20.709	198.9	13:10.686										
	7	1	3:00.667	34.865	57.542	1:28.260	132.1	16:11.353										
	8	1	2:32.887	35.954	50.180	1:06.753	147.4	18:44.240										
	9	1	2:15.760	25.313	59.669	50.778	229.1	21:00.000										
	10	1	1:49.069	23.517	35.073	50.479	240.5	22:49.069										
	11	1	1:49.000	23.537	35.576	49.887	242.2	24:38.069										
	12	1	1:48.667	23.598	35.327	49.742	241.6	26:26.736										
	43	MC World 1.Giancarlo PEDETTI							Norma M20 FC CN2		1	1	1:52.930	23.277	37.892	51.761		1:52.930
2		1	2:48.787	40.659	57.687	1:10.441	166.7	4:41.717										
3		1	1:52.072	24.277	37.015	50.780	239.5	6:33.789										
4		1	1:50.334	23.490	36.291	50.553	263.9	8:24.123										
5		1	2:01.147	22.859	38.363	59.925	265.3	10:25.270										
12		Progetto Corsa 1.Massimo WANCOLLE								Osella PA21S CN2	1	1	1:55.100	24.831	37.692	52.577		1:55.100
		2	1	2:48.361	41.112	56.745	1:10.504	159.9			4:43.461							
		3	1	1:52.312	24.203	37.021	51.088	240.0			6:35.773							
		4	1	1:50.706	23.313	35.819	51.574	242.2			8:26.479							
		5	1	2:00.150	23.787	36.044	1:00.319	236.8			10:26.629							
		6	1	2:44.589	32.121	51.647	1:20.821	185.7			13:11.218							
		7	1	3:00.822	34.966	57.373	1:28.483	123.6			16:12.040							
		8	1	2:32.426	35.802	50.124	1:06.500	144.2			18:44.466							
	9	1	1:52.444	25.456	37.465	49.523	213.8	20:36.910										
	10	1	1:47.142	22.957	34.641	49.544	243.9	22:24.052										
	11	1	1:48.742	23.391	35.014	50.337	248.5	24:12.794										
	12	1	1:48.336	23.061	35.574	49.701	246.1	26:01.130										
	31	Team Form-Agorest 1.Fabio VALLE 2.Alex VALLE							A.R. Tampolli SR2		1	1	1:52.930	23.277	37.892	51.761		1:52.930
2		1	2:48.787	40.659	57.687	1:10.441	166.7	4:41.717										
3		1	1:52.072	24.277	37.015	50.780	239.5	6:33.789										
4		1	1:50.334	23.490	36.291	50.553	263.9	8:24.123										
5		1	2:01.147	22.859	38.363	59.925	265.3	10:25.270										



Master Tricolore Prototipi

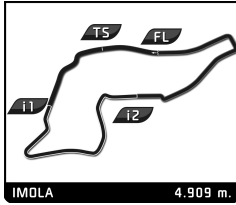
Gruppo Peroni Race 07-08-09.05.2021

Race 1

Sector Analysis

— Invalidated Lap ■ Personal Best ■ Session Best B Crossing the pit lane

Lap	D	Time	Sector 1	Sector 2	Sector 3	T.Sp	Elapsed	Lap	D	Time	Sector 1	Sector 2	Sector 3	T.Sp	Elapsed
44		MC World					Norma M20 FC								
		1.Davide PEDETTI					CN2								
1	1	1:57.592	26.792	37.064	53.736		1:57.592								
2	1	2:46.945	39.983	56.584	1:10.378	169.1	4:44.537								
3	1	1:50.797	23.715	35.940	51.142	241.1	6:35.334								
59		Team Caffo 1915					Osella PA21S								
		1.Claudio GULLO					CN2								
1	1	1:58.621	27.374	37.270	53.977		1:58.621								
2	1	2:46.492	39.876	56.773	1:09.843	142.3	4:45.113								
3	1	1:52.699	24.688	36.689	51.322	229.6	6:37.812								
4	1	1:50.321	24.403	35.576	50.342	229.6	8:28.133								
5	1	2:00.181	23.636	36.234	1:00.311	232.6	10:28.314								
6	1	2:45.711	31.963	51.471	1:22.277	208.8	13:14.025								
7	1	2:59.129	33.694	57.328	1:28.107	141.7	16:13.154								
8	1	2:31.819	36.289	49.418	1:06.112	131.6	18:44.973								
9	1	1:52.964	25.236	37.977	49.751	209.6	20:37.937								
10	1	1:48.106	23.505	35.104	49.497	231.1	22:26.043								
11	1	1:48.531	23.471	35.314	49.746	231.1	24:14.574								
12	1	1:55.404	23.580	36.311	55.513	230.1	26:09.978								
67		Scuderia Vesuvio					Norma M20 FC								
		1.Michele LIGUORI					CN2								
1	1	1:59.838	26.192	37.384	56.262		1:59.838								
2	1	2:45.981	41.360	55.334	1:09.287	132.6	4:45.819								
3	1	1:52.585	24.415	36.532	51.638	234.7	6:38.404								
4	1	1:48.256	23.419	34.744	50.093	245.6	8:26.660								
5	1	2:03.892	27.269	35.358	1:01.265	241.6	10:30.552								
6	1	2:45.904	30.288	51.631	1:23.985	184.7	13:16.456								
7	1	2:57.239	32.839	57.141	1:27.259	176.1	16:13.695								
8	1	2:31.212	36.732	49.302	1:05.178	123.4	18:44.907								
9	1	1:50.944	24.658	35.754	50.532	232.1	20:35.851								
10	1	1:47.946	23.001	34.923	50.022	246.7	22:23.797								
11	1	1:48.703	23.266	34.933	50.504	249.0	24:12.500								
12	1	1:48.346	22.862	35.322	50.162	249.0	26:00.846								



Master Tricolore Prototipi
 Gruppo Peroni Race 07-08-09.05.2021
 Race 2 (25 Minutes)

Starting Grid

1:48.693				- 6 -	11	CmS Racing Cars	Gianluca CECCHINI	1:49.837
Michele LIGUORI	Scuderia Vesuvio	67		- 5 -	59	Team Caffo 1915	Claudio GULLO	1:47.982
1:46.765				- 4 -	44	MC World	Davide PEDETTI	1:45.860
Giancarlo PEDETTI	MC World	43		- 3 -	10	Progetto Corsa	Antonio BELTRATTI	1:45.401
1:45.747				- 2 -	35	SCI	Ranieri RANDACCIO	1:44.829
Francesco MALAVASI	Only One Motorsport	7		- 1 -	33	CMS Racing Cars	Alessandro ROSI	1:43.608
1:45.260								
Massimo WANCOLLE	Progetto Corsa	12						
1:44.826								
Alex VALLE	Team Form-Agorest	31						

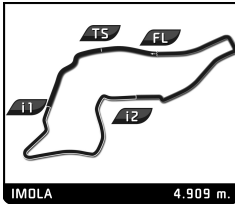
↓
Pole

Stewards:

Timekeeper:

Rapi Andrea





Master Tricolore Prototipi

Gruppo Peroni Race 07-08-09.05.2021
Race 2 (25 Minutes)

Final Classification

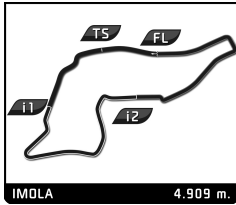
No Drivers	Team	Car	Cl.	Laps	Total Time	Gap	Kph	Best Lap	
								Lap	Time Kph
1 31 F. VALLE / A. VALLE	Team Form-Agorest	A.R. Tampolli	SR2	13	25:24.498	-	150.1	10	1:45.651 167.3
2 33 A. ROSI	CMS Racing Cars	Norma M20 FC	CN2	13	25:25.086	+0.588	150.1	12	1:45.745 167.1
3 12 M. WANCOLLE	Progetto Corsa	Osella PA21S	CN2	13	25:37.005	+12.507	148.9	13	1:46.918 165.3
4 43 G. PEDETTI	MC World	Norma M20 FC	CN2	13	25:48.822	+24.324	147.8	10	1:48.208 163.3
5 59 C. GULLO	Team Caffo 1915	Osella PA21S	CN2	13	25:51.488	+26.990	147.5	9	1:48.524 162.8
6 7 F. MALAVASI	Only One Motorsport	Ligier P3	P3	13	26:04.974	+40.476	146.3	12	1:44.959 168.4
7 11 G. CECCHINI	CmS Racing Cars	Ligier JS 53 Evo 2	CN2	13	26:20.073	+55.575	144.9	13	1:49.697 161.1
Not classified									
67 M. LIGUORI	Scuderia Vesuvio	Norma M20 FC	CN2	5	11:17.877			2	1:49.414 161.5
10 A. BELTRATTI	Progetto Corsa	Osella PA21S	E2SC 200i	2	3:53.664			2	2:02.853 143.8
35 R. RANDACCIO	SCI	Norma M20 FC	CN2	1	1:50.075				
Not Started									
44 D. PEDETTI	MC World	Norma M20 FC	CN2						

Pole Position:	Alessandro ROSI	1:43.608	170.6 Kph
Fastest Lap:	Lap 12 Francesco MALAVASI	1:44.959	168.4 Kph

Published at:

Track Status: **DRY**

Race Director:	Timekeeper: Rapi Andrea
-----------------------	-----------------------------------



Master Tricolore Prototipi

Gruppo Peroni Race 07-08-09.05.2021
Race 2 (25 Minutes)

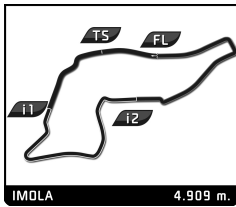
Final Classification by Class

No Drivers	Team	Car	Laps	Total Time	Gap	Kph	Best Lap		
							Lap	Time	Kph
CN2									
1 33 A. ROSI	CMS Racing Cars	Norma M20 FC	13	25:25.086		150.1	12	1:45.745	167.1
2 12 M. WANCOLLE	Progetto Corsa	Osella PA21S	13	25:37.005	+11.919	148.9	13	1:46.918	165.3
3 43 G. PEDETTI	MC World	Norma M20 FC	13	25:48.822	+23.736	147.8	10	1:48.208	163.3
4 59 C. GULLO	Team Caffo 1915	Osella PA21S	13	25:51.488	+26.402	147.5	9	1:48.524	162.8
5 11 G. CECCHINI	CmS Racing Cars	Ligier JS 53 Evo 2	13	26:20.073	+54.987	144.9	13	1:49.697	161.1
■ Not classified									
67 M. LIGUORI	Scuderia Vesuvio	Norma M20 FC	5	11:17.877			2	1:49.414	161.5
35 R. RANDACCIO	SCI	Norma M20 FC	1	1:50.075					
■ Not Started									
44 D. PEDETTI	MC World	Norma M20 FC							
E2SC 2000									
■ Not classified									
10 A. BELTRATTI	Progetto Corsa	Osella PA21S	2	3:53.664			2	2:02.853	143.8
P3									
1 7 F. MALAVASI	Only One Motorsport	Ligier P3	13	26:04.974		146.3	12	1:44.959	168.4
SR2									
1 31 F. VALLE / A. VALLE	Team Form-Agorest	A.R. Tampolli	13	25:24.498		150.1	10	1:45.651	167.3

Published at:

Track Status: **DRY**

Race Director:	Timekeeper: Rapi Andrea
----------------	----------------------------



Master Tricolore Prototipi

Gruppo Peroni Race 07-08-09.05.2021
Race 2 (25 Minutes)

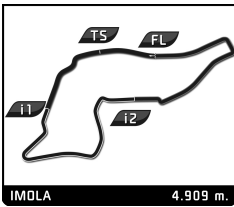
Final Classification by Group

No Drivers	Team	Car	Laps	Total Time	Gap	Kph	Best Lap		
							Lap	Time	Kph
SPORT									
1 33 A. ROSI	CMS Racing Cars	Norma M20 FC	13	25:25.086		150.1	12	1:45.745	167.1
2 12 M. WANCOLLE	Progetto Corsa	Osella PA21S	13	25:37.005	+11.919	148.9	13	1:46.918	165.3
3 43 G. PEDETTI	MC World	Norma M20 FC	13	25:48.822	+23.736	147.8	10	1:48.208	163.3
4 59 C. GULLO	Team Caffo 1915	Osella PA21S	13	25:51.488	+26.402	147.5	9	1:48.524	162.8
5 7 F. MALAVASI	Only One Motorsport	Ligier P3	13	26:04.974	+39.888	146.3	12	1:44.959	168.4
6 11 G. CECCHINI	CmS Racing Cars	Ligier JS 53 Evo 2	13	26:20.073	+54.987	144.9	13	1:49.697	161.1
Not classified									
67 M. LIGUORI	Scuderia Vesuvio	Norma M20 FC	5	11:17.877			2	1:49.414	161.5
10 A. BELTRATTI	Progetto Corsa	Osella PA21S	2	3:53.664			2	2:02.853	143.8
35 R. RANDACCIO	SCI	Norma M20 FC	1	1:50.075					
Not Started									
44 D. PEDETTI	MC World	Norma M20 FC							
YOUTIMER									
1 31 F. VALLE / A. VALLE	Team Form-Agorest	A.R. Tampolli	13	25:24.498		150.1	10	1:45.651	167.3

Published at:

Track Status: **DRY**

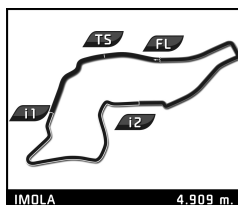
Race Director:	Timekeeper: Rapi Andrea
----------------	----------------------------



Master Tricolore Prototipi
 Gruppo Peroni Race 07-08-09.05.2021
 Race 2

Lap Chart

		Lap													
No	Pos	Grid	1	2	3	4	5	6	7	8	9	10	11	12	13
33	1	33	31	31	31	31	31	31	31	31	31	31	31	31	31
31	2	31	33	33	33	33	33	33	33	33	33	33	33	33	33
35	3	35	7	7	12	12	12	12	12	12	12	12	12	12	12
12	4	12	10	12	12	43	43	43	43	7	43	43	43	43	43
10	5	10	7	43	43	67	67	59	59	43	59	59	59	59	59
7	6	7	12	59	67	59	59	7	7	59	7	11	7	7	7
44	7	44	43	67	59	11	11	11	11	11	11	7	11	11	11
43	8	43	59	10	11	7	7								
59	9	59	67	11											
67	10	67	11												
11	11	11													

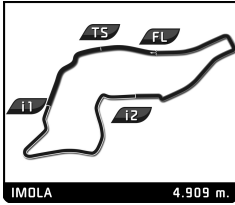


Master Tricolore Prototipi

Gruppo Peroni Race 07-08-09.05.2021
Race 2

Best Sector Times

Sector 1		Sector 2		Sector 3		No Team	Class	Ideal Lap	Best Lap		
No Driver	Time	No Driver	Time	No Driver	Time						
1	31 A.VALLE	22.228	33 A.ROSI	34.122	7 F.MALAVASI	48.148	1	7 Only One Motorsport	P3	1:44.937	1:44.959 (1)
2	7 F.MALAVASI	22.425	7 F.MALAVASI	34.364	31 A.VALLE	48.419	2	31 Team Form-Agoest	SR2	1:45.303	1:45.651 (2)
3	33 A.ROSI	22.530	31 A.VALLE	34.656	33 A.ROSI	48.677	3	33 CMS Racing Cars	CN2	1:45.329	1:45.745 (3)
4	12 M.WANCOLLE	22.733	12 M.WANCOLLE	34.764	12 M.WANCOLLE	49.138	4	12 Progetto Corsa	CN2	1:46.635	1:46.918 (4)
5	67 M.LIGUORI	23.010	35 R.RANDACCIO	34.956	59 C.GULLO	49.661	5	43 MC World	CN2	1:47.860	1:48.208 (5)
6	43 G.PEDETTI	23.035	43 G.PEDETTI	35.116	35 R.RANDACCIO	49.699	6	59 Team Caffo 1915	CN2	1:48.160	1:48.524 (6)
7	10 A.BELTRATTI	23.179	59 C.GULLO	35.141	43 G.PEDETTI	49.709	7	35 SCI	CN2	1:48.442	
8	59 C.GULLO	23.358	10 A.BELTRATTI	35.386	10 A.BELTRATTI	49.906	8	10 Progetto Corsa	E2SC 2000	1:48.471	2:02.853 (9)
9	11 G.CECCHINI	23.358	67 M.LIGUORI	35.399	11 G.CECCHINI	50.405	9	67 Scuderia Vesuvio	CN2	1:49.109	1:49.414 (7)
10	35 R.RANDACCIO	23.787	11 G.CECCHINI	35.671	67 M.LIGUORI	50.700	10	11 CmS Racing Cars	CN2	1:49.434	1:49.697 (8)

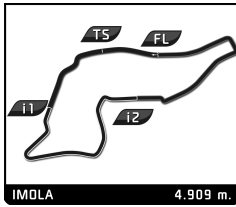


Master Tricolore Prototipi

Gruppo Peroni Race 07-08-09.05.2021
Race 2

Best Top Speed

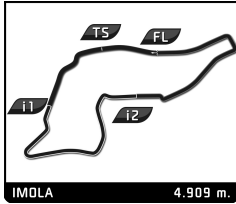
Team	Car	Class	Top Speed	Top 1	Top 2	Top 3	Top 4	Top 5	Avg					
				Kph Lap	Kph Lap	Kph Lap	Kph Lap	Kph Lap						
31 Team Form-Agores	A.R. Tampolli	SR2	A. VALLE	269.3	11	268.6	12	268.6	10	267.9	9	266.6	6	268,2
7 Only One Motorsport	Ligier P3	P3	F. MALAVASI	258.1	13	257.5	12	257.5	11	257.5	9	256.3	7	257,4
67 Scuderia Vesuvio	Norma M20 FC	CN2	M. LIGUORI	251.4	3	247.9	2	172.9	5	170.2	4			210,6
11 CmS Racing Cars	Ligier JS 53 Evo 2	CN2	G. CECCHINI	248.5	13	248.5	12	248.5	11	247.9	9	246.7	10	248,0
12 Progetto Corsa	Osella PA21S	CN2	M. WANCOLLE	245.0	13	244.4	10	243.9	12	243.9	9	242.8	11	244,0
43 MC World	Norma M20 FC	CN2	G. PEDETTI	245.0	9	244.4	13	243.9	10	243.3	12	243.3	11	244,0
33 CMS Racing Cars	Norma M20 FC	CN2	A. ROSI	243.3	13	242.8	11	242.8	10	242.8	9	242.2	12	242,8
10 Progetto Corsa	Osella PA21S	E2SC 2000	A. BELTRATTI	235.2	2									235,2
59 Team Caffo 1915	Osella PA21S	CN2	C. GULLO	234.2	7	233.6	3	233.1	2	232.6	11	232.6	8	233,2
35 SCI	Norma M20 FC	CN2	R. RANDACCIO											
44 MC World	Norma M20 FC	CN2												



Master Tricolore Prototipi
Gruppo Peroni Race 07-08-09.05.2021
Race 2

Fastest Lap Sequence

Elapsed	No Team	Car	Class	Driver	Time	Kph	Lap
3:37.261	31 Team Form-Agorest	A.R. Tampolli	SR2	Alex VALLE	1:48.253	163.3	2
3:37.800	33 CMS Racing Cars	Norma M20 FC	CN2	Alessandro ROSI	1:48.215	163.3	2
13:01.765	31 Team Form-Agorest	A.R. Tampolli	SR2	Alex VALLE	1:46.268	166.3	6
14:47.680	31 Team Form-Agorest	A.R. Tampolli	SR2	Alex VALLE	1:45.915	166.9	7
14:48.780	33 CMS Racing Cars	Norma M20 FC	CN2	Alessandro ROSI	1:45.826	167.0	7
16:33.464	31 Team Form-Agorest	A.R. Tampolli	SR2	Alex VALLE	1:45.784	167.1	8
20:05.008	31 Team Form-Agorest	A.R. Tampolli	SR2	Alex VALLE	1:45.651	167.3	10
24:19.685	7 Only One Motorsport	Ligier P3	P3	Francesco MALAVASI	1:44.959	168.4	12



Master Tricolore Prototipi

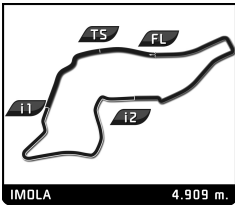
Gruppo Peroni Race 07-08-09.05.2021

Race 2

Analysis by lap

Lapped ■

No	Lap Time	Gap	No	Lap Time	Gap	No	Lap Time	Gap	No	Lap Time	Gap	No	Lap Time	Gap
Lap 1			33	1:46.675	1.189	12	1:47.168	12.532						
31	1:49.008	0.000	12	1:48.138	3.485	43	1:48.743	22.525						
33	1:49.585	0.577	43	1:49.933	5.871	59	1:48.836	24.487						
35	1:50.075	1.067	59	1:49.784	6.390	7	1:44.959	42.130						
10	1:50.811	1.803	7	1:49.525	7.982	11	1:53.708	52.821						
7	1:54.112	5.104	11	1:57.425	15.558									
12	1:54.565	5.557	Lap 7											
43	1:55.356	6.348	31	1:45.915										
59	1:55.736	6.728	33	1:45.826	1.100									
67	1:56.826	7.818	12	1:47.461	5.031									
11	1:59.931	10.923	43	1:48.865	8.821									
Lap 2			59	1:48.977	9.452									
31	1:48.253				7	1:47.555	9.622							
33	1:48.215	0.539				11	1:53.463	23.106						
7	1:48.956	5.807				Lap 8								
12	1:50.309	7.613				31	1:45.784							
43	1:50.144	8.239				33	1:45.976	1.292						
59	1:50.440	8.915				12	1:47.985	7.232						
67	1:49.414	8.979				7	1:47.872	11.710						
10	2:02.853	16.403				43	1:50.018	13.055						
11	1:56.156	18.826				59	1:50.066	13.734						
Lap 3						11	1:51.027	28.349						
31	2:08.000				Lap 9									
33	2:07.891	0.430				31	1:45.893							
7	2:03.655	1.462				33	1:46.496	1.895						
12	2:03.011	2.624				12	1:47.543	8.882						
43	2:02.994	3.233				43	1:48.305	15.467						
67	2:04.155	5.134				59	1:48.524	16.365						
59	2:04.760	5.675				7	2:03.929	29.746						
11	1:59.852	10.678				11	1:50.474	32.930						
Lap 4						Lap 10								
31	2:52.924				31	1:45.651								
33	2:52.930	0.436				33	1:46.098	2.342						
12	2:52.032	1.732				12	1:47.430	10.661						
43	2:52.233	2.542				43	1:48.208	18.024						
67	2:51.292	3.502				59	1:48.851	19.565						
59	2:51.817	4.568				11	1:49.771	37.050						
11	2:48.218	5.972				7	1:59.842	43.937						
7	3:06.322	14.860				Lap 11								
Lap 5						31	1:45.926							
31	2:37.312				33	1:45.998	2.414							
33	2:37.658	0.782				12	1:47.250	11.985						
12	2:37.195	1.615				43	1:48.305	20.403						
43	2:36.976	2.206				59	1:48.633	22.272						
67	2:36.190	2.380				7	1:45.781	43.792						
59	2:35.618	2.874				11	1:54.610	45.734						
11	2:35.741	4.401				Lap 12								
7	2:27.177	4.725				31	1:46.621							
Lap 6						33	1:45.745	1.538						
31	1:46.268													



Master Tricolore Prototipi

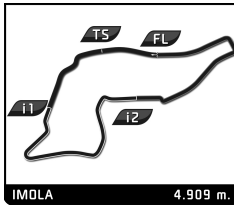
Gruppo Peroni Race 07-08-09.05.2021

Race 2

Sector Analysis

— Invalidated Lap
 ■ Personal Best
 ■ Session Best
 ■ B Crossing the pit lane

Lap	D	Time	Sector 1	Sector 2	Sector 3	T.Spd	Elapsed	Lap	D	Time	Sector 1	Sector 2	Sector 3	T.Spd	Elapsed	
7		Only One Motorsport 1.Francesco MALAVASI						Ligier P3 P3								
1	1	1:54.112	26.346	37.192	50.574		1:54.112									
2	1	1:48.956	22.991	35.620	50.345	253.2	3:43.068									
3	1	2:03.655	22.756	37.803	1:03.096	255.0	5:46.723									
4	1	3:06.322 B	34.030	57.888	1:34.404	169.1	8:53.045									
5	1	2:27.177	37.528	38.071	1:11.578	173.8	11:20.222									
6	1	1:49.525	23.839	36.093	49.593	249.6	13:09.747									
7	1	1:47.555	22.625	35.032	49.898	256.3	14:57.302									
8	1	1:47.872	23.068	35.528	49.276	255.0	16:45.174									
9	1	2:03.929 B	22.425	34.532	1:06.972	257.5	18:49.103									
10	1	1:59.842	36.555	34.459	48.828	173.8	20:48.945									
11	1	1:45.781	22.486	34.449	48.846	257.5	22:34.726									
12	1	1:44.959	22.447	34.364	48.148	257.5	24:19.685									
13	1	1:45.289	22.499	34.513	48.277	258.1	26:04.974									
31		Team Form-Agorest 1.Fabio VALLE 2.Alex VALLE						A.R. Tampoili SR2								
1	2	1:49.008	23.705	35.789	49.514		1:49.008									
2	2	1:48.253	22.903	35.874	49.476	262.6	3:37.261									
3	2	2:08.000	22.660	38.805	1:06.535	264.6	5:45.261									
4	2	2:52.924	33.267	58.966	1:20.691	165.9	8:38.185									
5	2	2:37.312	32.486	51.546	1:13.280	175.8	11:15.497									
6	2	1:46.268	22.743	34.981	48.544	266.6	13:01.765									
7	2	1:45.915	22.422	34.857	48.636	265.9	14:47.680									
8	2	1:45.784	22.291	34.722	48.771	265.9	16:33.464									
9	2	1:45.893	22.388	34.656	48.849	267.9	18:19.357									
10	2	1:45.651	22.505	34.727	48.419	268.6	20:05.008									
11	2	1:45.926	22.228	34.714	48.984	269.3	21:50.934									
12	2	1:46.621	22.637	35.021	48.963	268.6	23:37.555									
13	2	1:46.943	22.807	35.091	49.045	262.0	25:24.498									
10		Progetto Corsa 1.Antonio BELTRATTI						Osella PA21S E2SC 2000								
1	1	1:50.811	25.066	35.839	49.906		1:50.811									
2	1	2:02.853	23.179	35.386	1:04.288	235.2	3:53.664									
11		CmS Racing Cars 1.Gianluca CECCHINI						Ligier JS 53 Evo 2 CN2								
1	1	1:59.931	27.840	38.818	53.273		1:59.931									
2	1	1:56.156	24.585	37.810	53.761	234.2	3:56.087									
3	1	1:59.852	24.840	38.930	56.082	230.1	5:55.939									
4	1	2:48.218	30.044	56.701	1:21.473	192.1	8:44.157									
5	1	2:35.741	32.755	50.984	1:12.002	153.4	11:19.898									
6	1	1:57.425	25.994	37.674	53.757	221.0	13:17.323									
7	1	1:53.463	24.169	36.783	52.511	237.3	15:10.786									
8	1	1:51.027	23.979	36.012	51.036	244.4	17:01.813									
9	1	1:50.474	23.429	35.874	51.171	247.9	18:52.287									
10	1	1:49.771	23.414	35.671	50.686	246.7	20:42.058									
11	1	1:54.610	23.383	36.561	54.666	248.5	22:36.668									
12	1	1:53.708	24.369	36.613	52.726	248.5	24:30.376									
13	1	1:49.697	23.358	35.934	50.405	248.5	26:20.073									
33		CMS Racing Cars 1.Alessandro ROSI						Norma M20 FC CN2								
1	1	1:49.585	24.102	35.709	49.774		1:49.585									
2	1	1:48.215	22.965	35.570	49.680	239.5	3:37.800									
3	1	2:07.891	22.530	39.085	1:06.276	242.2	5:45.691									
4	1	2:52.930	34.377	57.988	1:20.565	165.1	8:38.621									
5	1	2:37.658	32.630	51.736	1:13.292	169.6	11:16.279									
6	1	1:46.675	22.856	34.529	49.290	241.1	13:02.954									
7	1	1:45.826	22.554	34.122	49.150	241.6	14:48.780									
8	1	1:45.976	22.615	34.170	49.191	242.2	16:34.756									
9	1	1:46.496	22.937	34.560	48.999	242.8	18:21.252									
10	1	1:46.098	22.875	34.237	48.986	242.8	20:07.350									
11	1	1:45.998	22.759	34.291	48.948	242.8	21:53.348									
12	1	1:45.745	22.776	34.292	48.677	242.2	23:39.093									
13	1	1:45.993	22.676	34.175	49.142	243.3	25:25.086									
35		SCI 1.Ranieri RANDACCIO						Norma M20 FC CN2								
1	1	1:50.075	24.432	35.944	49.699		1:50.075									
43		MC World 1.Giancarlo PEDETTI						Norma M20 FC CN2								
1	1	1:55.356	26.733	37.621	51.002		1:55.356									
2	1	1:50.144	23.660	35.794	50.690	240.5	3:45.500									
3	1	2:02.994	23.558	37.135	1:02.301	242.2	5:48.494									
4	1	2:52.233	34.118	57.718	1:20.397	158.9	8:40.727									
5	1	2:36.976	32.347	51.285	1:13.344	174.1	11:17.703									
6	1	1:49.933	24.393	35.440	50.100	240.0	13:07.636									
7	1	1:48.865	23.183	35.416	50.266	241.6	14:56.501									
8	1	1:50.018	23.528	35.649	50.841	242.8	16:46.519									
9	1	1:48.305	23.035	35.166	50.104	245.0	18:34.824									
10	1	1:48.208	23.246	35.197	49.765	243.9	20:23.032									
11	1	1:48.305	23.480	35.116	49.709	243.3	22:11.337									
12	1	1:48.743	23.421	35.269	50.053	243.3	24:00.080									
13	1	1:48.742	23.251	35.370	50.121	244.4	25:48.822									
12		Progetto Corsa 1.Massimo WANCOLLE						Osella PA21S CN2								
1	1	1:54.565	25.808	35.669	53.088		1:54.565									
2	1	1:50.309	23.893	35.768	50.648	239.5	3:44.874									
3	1	2:03.011	23.037	36.887	1:03.087	242.2	5:47.885									
4	1	2:52.032	33.766	57.870	1:20.396	187.7	8:39.917									
5	1	2:37.195	32.201	51.632	1:13.362	195.3	11:17.112									
6	1	1:48.138	23.175	35.010	49.953	242.2	13:05.250									
7	1	1:47.461	22.791	34.882	49.788	242.2	14:52.711									
8	1	1:47.985	22.918	34.886	50.181	241.1	16:40.696									
9	1	1:47.543	23.109	35.296	49.138	243.9	18:28.239									
10	1	1:47.430	22.733	34.813	49.884	244.4	20:15.669									
11	1	1:47.250	22.923	34.952	49.375	242.8	22:02.919									
12	1	1:47.168	22.860	34.764	49.544	243.9	23:50.087									
13	1	1:46.918	22.760	34.822	49.336	245.0	25:37.005									



Master Tricolore Prototipi

Gruppo Peroni Race 07-08-09.05.2021

Race 2

Sector Analysis

— Invalidated Lap ■ Personal Best ■ Session Best B Crossing the pit lane

Lap	D	Time	Sector 1	Sector 2	Sector 3	T.Spd	Elapsed	Lap	D	Time	Sector 1	Sector 2	Sector 3	T.Spd	Elapsed
59		Team Caffo 1915					Osella PA21S								
		1.Claudio GULLO					CN2								
1	1	1:55.736	26.988	37.913	50.835		1:55.736								
2	1	1:50.440	23.652	35.811	50.977	233.1	3:46.176								
3	1	2:04.760	23.559	39.294	1:01.907	233.6	5:50.936								
4	1	2:51.817	33.061	57.263	1:21.493	171.3	8:42.753								
5	1	2:35.618	33.319	50.490	1:11.809	158.9	11:18.371								
6	1	1:49.784	23.915	35.799	50.070	230.1	13:08.155								
7	1	1:48.977	23.358	35.324	50.295	234.2	14:57.132								
8	1	1:50.066	23.739	35.674	50.653	232.6	16:47.198								
9	1	1:48.524	23.522	35.341	49.661	225.7	18:35.722								
10	1	1:48.851	23.836	35.141	49.874	216.4	20:24.573								
11	1	1:48.633	23.568	35.257	49.808	232.6	22:13.206								
12	1	1:48.836	23.469	35.480	49.887	232.1	24:02.042								
13	1	1:49.446	23.747	35.693	50.006	230.6	25:51.488								
67		Scuderia Vesuvio					Norma M20 FC								
		1.Michele LIGUORI					CN2								
1	1	1:56.826	26.649	38.672	51.505		1:56.826								
2	1	1:49.414	23.315	35.399	50.700	247.9	3:46.240								
3	1	2:04.155	23.010	39.137	1:02.008	251.4	5:50.395								
4	1	2:51.292	32.882	57.481	1:20.929	170.2	8:41.687								
5	1	2:36.190	32.589	50.898	1:12.703	172.9	11:17.877								